

AGI AMERICAN GUNSMITHING INSTITUTE

NEW Gunsmithing Courses, Parts and Supplies Inside!



BUILDING



APPRAISING



CUSTOMIZING



MACHINING



WELDING



MAINTENANCE & REPAIR

WHAT'S INSIDE:

- How-To Information for YOUR Guns
- AGI Gun Oil & Cleaning Products
- **FREE BONUSES!**
- Gunsmithing Training Courses
- **STUDENT SUCCESS STORIES**
- **SPECIAL OFFERS**
- Machining and Welding Courses
- Premium Gunsmithing Parts, Tools, & Accessories
- AGI Student Builds Guinness Record Breaking Rifle
- Customizing Courses
- Cerakote Training

FREE SHIPPING ON ALL ORDERS!

*AGI, Preserving Freedom
One Gun At A Time*

Call 800-797-0867 or go to:



www.AmericanGunsmith.com

Use Code **SPRING26OL** to Unlock Discounts

500 Million Reasons to be a Gunsmith . . .

It is now estimated that there are approximately 500 million firearms owned by citizens of the United States of America! No one knows for sure, because many older guns are not on any record books. However, for the last four years, over one million firearms have been sold EACH MONTH! With more than 100 million sold in the last 10 years!!

At any given time, at least 10% of all these firearms need professional cleaning, maintenance, repairs, or customizing. That would be 50 million guns that need service at any given moment!! There is an absolute sea of firearms owned by freedom loving Americans out there and they need YOU to keep them operating. That is because most people don't know a Gunsmith, or where to take their firearms to have them professionally maintained and repaired.

Many "gunsmiths" are not Certified and have never had a trade school level education like AGI provides. Many of these "smiths" are simply "parts swappers" hoping to get it right. They have not been taught firearms Design, Function, and Repair (DF&R) at a Trade School Level, along with the proper way to customize guns without damaging them or making them unsafe. But not AGI trained Gunsmiths. They understand Design, Function and Repair and they have been taught step-by-step customizing along with HOW and WHY things are done a particular way.

You can be part of the solution to this problem of not enough Gunsmiths and make extra money part-time, full-time, or as retirement income. If you love guns, you will love going to "work" when you are a Gunsmith!

. . . PLUS an incredible opportunity that could pay for Your Entire Gunsmithing Education!

In addition to the Home Study, Trade School Level Certified Professional Gunsmithing Course AGI offers, we also offer a Complete Gun Cleaning System with Training Videos and Marketing Templates!
START MAKING MONEY QUICKLY!

Generate income while you're studying at home by providing Professional Firearm Cleaning Services with this complete system. Are you interested in becoming an AGI Professional Gunsmith but not sure if you're financially ready to take the first step? This gun cleaning system could be your ticket home. If you follow the procedures and systems we teach, you can almost immediately start paying for your training and then continue reaping in profits!

AGI will get you all set up by providing you with:

- Video training on using the "Ultrasonic Firearms Cleaning Technology" so you can start making money fast!
- A checklist, which you can personalize for your business, on possible services to offer on every firearm you clean.
- **Marketing assistance to get customers to you!** Includes promotional items you can modify and print with your contact information to let clients know how and where to find you.

America needs more Gunsmiths! You can become one of them, quickly, at your own pace, studying from home and you'll be able to pay for it by earning money while you're studying! Watch our five minute video to find out how!

Watch the jobs roll in while you're studying!

Scan the QR code or go to: www.AmericanGunsmith.com

Turnkey Gun Cleaning Business Package #PGS-GUNCLEANING SYSTEM \$2,497 plus s/h



This is an unlimited and continuous money making investment! During and after your training you can offer Ultrasonic Firearms Cleaning to your customers. This will bring more guns into your shop which you can do additional work on by providing valuable upsells! It's a win win for your gunsmithing career and Your New Customers!



As an AGI Trained Gunsmith YOU will be able to pick up ANY firearm, even one you have never seen before, determine what type of system it uses, analyze the problem, and make the appropriate repair!

THE AGI GUNSMITHING COURSE EXCEEDS A TWO YEAR TRADE SCHOOL THAT COSTS AS MUCH AS \$50,000 PLUS LIVING EXPENSES.
LEARN MORE & SAVE THOUSANDS BY STUDYING FROM HOME!

Start Gunsmithing Professionally in as little as 90 days by Studying and Working From Home!

Experience the sheer joy of learning real gunsmithing from Master Gunsmiths through this premier, trade school level program, fast and easily, all without ever having to quit your job or leave the comfort of your shop, garage or living room for about one fifth the cost of attending a campus based school.

With the Design, Function, and Repair (DF&R) knowledge you will acquire in this course you will be able to completely understand how to repair and customize pistols, revolvers, rifles, shotguns, and rimfires of all types.

This is our promise to you; when you have finished the AGI Professional Gunsmithing Course, you will be able to pick up any firearm, even one you have never seen before, determine what type of system it uses, and with that knowledge, be able to analyze the problem and make the appropriate repair.

We teach you how all the systems work, so the mystery and confusion will be gone. You will actually understand what the problem is and why you are fixing it in a particular way. You will have become a Real Gunsmith.

NO OTHER SCHOOL, CAMPUS BASED OR OTHERWISE, OFFERS THIS LEVEL OF INSTRUCTION.

Only AGI teaches you step-by-step how all the major firearm systems work and we are the only gunsmithing school with Master Gunsmith Bob Dunlap as Senior Instructor. In addition, because the instruction is delivered step-by-step on video, the instruction is consistent and systematic.

The entire course is completely indexed, so you can watch any section as many times as you want or need to, when you need to. *You will have a Master Reference Library on Video at your fingertips!*

BOB DUNLAP HAS THE UNIQUE ABILITY TO MAKE COMPLEX CONCEPTS EASY TO UNDERSTAND.

This unique teaching style greatly compresses the time it takes to become a professional gunsmith. Bob's exclusive teaching system uses one section to build on the next. This provides new information on each model or major variation of a firearm, building on a foundation, and saving you time by not repeating every detail where they are the same.

The DVDs option will form a lifelong "Living Library" you will be able to refer to for the rest of your career and life. Our instructors are essentially available to you 24 hours a day, 7 days a week!

In addition we have created cutaway guns to use as teaching aids for many of the models we cover. This provides you with a unique look "inside" the firearm, to clearly understand how everything works together.

Plus, the American Gunsmithing Institute covers many things that are not taught in other gunsmithing schools at all. A good example is ***you will receive additional training on how to be successful not only as a gunsmith but in the gunsmithing business - an absolute necessity in today's economy!***

ALL OF THE ADVANTAGES OF A CAMPUS BASED COURSE, BUT FASTER AND WITH THE ABILITY TO REVIEW INFORMATION AT ANYTIME. We designed the American Gunsmithing Institute's Professional Gunsmithing Course on video to give you the advantages of a campus based program with none of the disadvantages.

In fact, many of our students say our video based course is better because they can "replay" the instructor anytime a difficult project comes in. That's why we've designed our course to be sure every step is clearly demonstrated and available for your review when needed.

AGI REMOVES ALL OF THE LEARNING BARRIERS. With the American Gunsmithing Institute's courses you move at your own pace with the ability to review at anytime. There is no time limit to complete the course. ***And because the entire course is taught on video, note taking is not required, allowing you to focus on the instruction.***

AGI is where you learn real gunsmithing. With a curriculum focused on firearms Design, Function, and Repair training, we ensure you have the necessary foundational knowledge you need to build your professional gunsmithing business.

It is our belief that you can't "fix it" unless you really understand how "it" works. Many so called "gunsmiths" simply throw new parts at a problem until they hope it is fixed. We teach the why and the how. When you repair a gun, you will know you really fixed it.

COMPLETE TESTING AND CERTIFICATION: As you complete each section of the course you will take a written multi-choice examination to test your knowledge. If you pass you will receive a handsome personalized certificate for that portion of the course. A certificate is given for each section. This certificate is more than a badge of honor. Many companies will allow our graduates access to restricted parts.

Monthly payments plans are available.

Which AGI Professional Gunsmithing Course Level Will You Choose?! 4 Levels Available So You Can Follow Your Passion!

LEVEL ONE

This is the **Minimum Mandatory Firearms Design, Function and Repair (DF&R) knowledge you must possess to be a Real Certified General Repair Gunsmith** and not just a parts swapper! No other Gunsmithing school provides this level of training!

Change your life by becoming a qualified Gunsmith who is able to actually diagnose, not guess, *DIAGNOSE*, and repair firearms, earning the respect and trust of your customers.

INCLUDED IN THE LEVEL ONE COURSE:

- Introduction to Professional Gunsmithing
- Handgun - Pistol & Revolver Design, Function, & Repair
- Shotgun Design, Function, and Repair
- Rimfire Design, Function, and Repair
- Rifle Design, Function, and Repair • The Money Makers
- The Complete History of Smith & Wesson
- Buying & Collecting Used Guns Without Getting Burned
- Professional Gun Cleaning Secrets
- Super Tuning the Factory Rifle
- Relining and Restoring .22 Barrels
- Gunsmithing FFL (Federal Firearms License) starter kit
- Digital Firearms Schematics Reference Drive 2,000+ pgs
- Drill and Tap Chart • Stock Refinishing
- Building the M1-Garand from a Parts Kit
- Glass Bedding for Accuracy
- **One year SilverPLUS membership in the Gunsmithing Club of America!**

175 hours
of Design,
Function,
& Repair
Instruction!



LEVEL ONE COURSE ON DVD:

\$5,997 plus s/h

ONLINE LEVEL ONE COURSE:

\$3,997 *DVD OR ONLINE STREAMING*

Watch a Preview of this Video Course!

You Keep All DVDs & Reference Materials if You Order the AGI Professional Gunsmithing Course on DVD!

Check out the course comparison chart on page 6 to help you decide which level works best for you!



LEVEL TWO

Includes all of the training in Level One and builds on your Gunsmithing knowledge and skills so you will be able to do customizing, refinishing, restorations, trigger jobs and more.

You will receive training in setting up and operating a Lathe, Mill, and General Machine shop equipment which will enable you to make parts, do custom metal work, and custom barreling. Training in the important skills of making springs, case hardening, and heat treating are also included.

After taking this course, you will be able to confidently offer these additional services to your customers.

IN THE LEVEL TWO COURSE YOU GET EVERYTHING INCLUDED IN THE LEVEL ONE COURSE PLUS:

- Certificate for 1 week of hands-on in-the-classroom training with an AGI instructor!
- Certified Cowboy Action Armorer's Course
- Certified Machine Shop Course: Lathe, Mill, General
- "A Day at the Bench with Bob Dunlap"
- Professional Metal Finishing & Hot Caustic Bluing
- Advanced Trigger Jobs and Systems
- Building the Custom Mauser Rifle
- Classic Slow Rust and Nitre Bluing
- Pillar Bedding for Accuracy
- Selecting, Understanding, and Buying Rifle & Pistol Scopes
- The Art of Making Flat Springs
- How to Make Coil Springs
- How to Case Harden Metal Parts
- How to Heat Treat Carbon Steels
- Heat Treat Temperature Guide for Carbon Steel
- Custom Barreling Bolt Action Rifles

255 hours
of Design,
Function,
& Repair
Instruction!



LEVEL TWO COURSE ON DVD:

\$8,497 plus s/h

ONLINE LEVEL ONE COURSE:

\$6,497 *DVD OR ONLINE STREAMING*

Watch a Preview of this Video Course!



AGI Provides COMPLETE TRAINING So You Can Kick Off Your Gunsmithing Career At **FULL SPEED!**

MASTER LEVEL

The Master Level Course includes everything in the Level One and Two Courses. **PLUS**, it provides you with Advanced Training on the Customizing of Glocks, 1911s, and AR-15s, along with a comprehensive welding course, and blueprinting of bolt action rifles for accuracy.

This course will provide you with the knowledge and skills to advance from being a hobby Gunsmith to a Certified Professional Gunsmith.

And, you will receive additional training on how to be successful not only as a gunsmith but in the gunsmithing business - an absolute necessity in today's economy!

IN THE MASTER LEVEL COURSE YOU GET EVERYTHING INCLUDED IN LEVELS ONE AND TWO PLUS:

- Business Success System Package
- Additional certificate for another week of hands-on in-the-classroom training with an AGI Instructor
- Certified 1911 Pistolsmith Customizing Course
- Certified AR-15/M4 Riflesmith Customizing Course
- Certified Glocksmith Customizing Course
- Bob Dunlap's Gunsmithing History and Philosophy
- How to Rebarrel and Blueprint Military Bolt Action Rifles
- Certified Advanced Welding Course
- Building the G3 from a Parts Kit
- Exclusive Gunsmithing Flat Rate Manual - Know how to price your work!
- Marketing Manual - How to market your business

363 hours
of Design,
Function,
& Repair
Instruction!

MASTER LEVEL COURSE ON DVD:

\$11,997 plus s/h

ONLINE MASTER LEVEL COURSE:

\$8,997 plus s/h *DVD OR ONLINE*



Watch a Preview of this Video Course!

Become A Certified Professional Gunsmith and Get FREE BONUSES WORTH \$1000s!!

Call to Speak to an AGI Student Advisor Today at 800-797-0867

This is a Limited Time Offer! Call Now!



*Contents subject to change based on availability. Some books now delivered in digital format.

ADVANCED MASTER LEVEL

Contains **EVERYTHING** in the Level One, Two, and Master Courses **PLUS SO MUCH MORE!**

Includes the complete library of 68 Armorer's Courses and Expansion Modules for Handguns, Shotguns, Rimfires and Shotguns. Over 200 additional hours of training applicable to millions of firearms. It also includes a deep dive into Over/Under Shotguns so you can confidently and more effectively service these high priced guns.

This course provides education at an Advanced Master Gunsmith Level - the highest level we currently offer!

IN THE ADVANCED MASTER LEVEL COURSE YOU GET EVERYTHING INCLUDED IN LEVELS ONE, TWO AND MASTER PLUS MORE! HERE'S EVERYTHING INCLUDED:

- AGI Professional Gunsmithing Level One Course - 175 hours with certification
- AGI Professional Gunsmithing Level Two Course - 255 hours with certification
- AGI Professional Gunsmithing Master Level Course - 363 hours with certification

Additional Training Includes:

- Handgun Advanced Training Expansion Module
- Shotgun Advanced Training Expansion Module
- Rimfire Advanced Training Expansion Module
- Pivot Barrel, SS, O/U, SxS, Double Barrel Shotguns
- Complete Library of Armorer's Courses - 68 Individual Armorer's Courses!

ADVANCED MASTER GUNSMITHING COURSE (ONLY AVAILABLE ON DVD)
\$14,997 plus s/h

574+ hours
of Design,
Function,
& Repair
Instruction!




Watch a Preview of this Video Course!



*Contents subject to change based on availability. Some books now delivered in digital format.

Which AGI Professional Gunsmithing Course Level is Right for You?

 AMERICAN GUNSMITHING INSTITUTE	LEVEL ONE	LEVEL TWO	MASTER LEVEL	ADVANCED MASTER LEVEL
Introduction to Professional Gunsmithing - 5 hours	✗	✗	✗	✗
Handgun - Pistol & Revolver Design, Function, & Repair - 35 hours	✗	✗	✗	✗
Shotgun Design, Function, and Repair - 41 hours	✗	✗	✗	✗
Rimfire Design, Function, and Repair - 27 hours	✗	✗	✗	✗
Rifle Design, Function, and Repair - 44 hours	✗	✗	✗	✗
The Money Makers - 4 hours	✗	✗	✗	✗
The Official History of Smith & Wesson - 3.5 hours	✗	✗	✗	✗
Buying and Collecting Used Guns Without Getting Burned - 2 hours	✗	✗	✗	✗
Professional Gun Cleaning Secrets - 2 hours	✗	✗	✗	✗
Super Tuning the Factory Rifle - 3.5 hours	✗	✗	✗	✗
Relining and Restoring .22 Barrels - 2 hours	✗	✗	✗	✗
Gunsmithing FFL (Federal Firearms License) starter kit	✗	✗	✗	✗
Digital Firearms Schematics Reference Drive - 2,000+ pages	✗	✗	✗	✗
Drill and Tap Chart	✗	✗	✗	✗
Stock Refinishing - 2 hours	✗	✗	✗	✗
Building an M1-Garand from a Parts Set - 2 hours	✗	✗	✗	✗
Glass Bedding Rifles for Accuracy - 2 hours	✗	✗	✗	✗
Certificate for 1 week of hands-on in-the-classroom training with an AGI instructor	✗	✗	✗	✗
AGI Certified Cowboy Action Armorer's Course - 12 hours	✗	✗	✗	✗
AGI Certified Machine Shop Course: Lathe, Mill, General - 30 hours	✗	✗	✗	✗
A Day at the Bench with Bob Dunlap - 4 hours	✗	✗	✗	✗
Professional Metal Finishing & Hot Caustic Bluing - 4 hours	✗	✗	✗	✗
Advanced Trigger Jobs and Systems - 8 hours	✗	✗	✗	✗
Building the Custom Mauser Rifle - 8 hours	✗	✗	✗	✗
Classic Slow Rust and Nitre Bluing - 3.5 hours	✗	✗	✗	✗
Pillar Bedding Rifles for Accuracy - 2 hours	✗	✗	✗	✗
Selecting, Understanding, & Buying Rifle & Pistol Scopes - 2 hours	✗	✗	✗	✗
The Art of Making Flat Springs - 1 hour	✗	✗	✗	✗
How to Make Coil Springs - 1 hour	✗	✗	✗	✗
How to Case Harden Metal Parts - 1 hour	✗	✗	✗	✗
How to Heat Treat Carbon Steels - 1 hour	✗	✗	✗	✗
Heat Treat Temperature Guide for Carbon Steel	✗	✗	✗	✗
Custom Barreling Bolt Action Rifles - 2 hours	✗	✗	✗	✗
Business Success System Package - 18 hours	✗	✗	✗	✗
Additional certificate for 1 week of hands-on in-the-classroom training	✗	✗	✗	✗
AGI Certified 1911 Pistolsmith Customizing Course - 27 hours	✗	✗	✗	✗
AGI Certified AR-15/M4 Riflesmith Customizing Course - 12 hours	✗	✗	✗	✗
AGI Certified Glocksmith Customizing Course - 17 hours	✗	✗	✗	✗
Bob Dunlap's Gunsmithing History and Philosophy - 6 hours	✗	✗	✗	✗
AGI Certified Advanced Welding Course - 22 hours	✗	✗	✗	✗
Building a G3, HK-91 & CETME Rifle from a Surplus Parts Set - 1.5 hours	✗	✗	✗	✗
How to Rebarrel and Blueprint Military Bolt Action Rifles - 5 hours	✗	✗	✗	✗
Exclusive Gunsmithing Flat Rate Manual - how to price your work	✗	✗	✗	✗
Marketing Manual - How to market your business	✗	✗	✗	✗
Handgun Advanced Training Expansion Module - 36 hours	✗	✗	✗	✗
Shotgun Advanced Training Expansion Module - 36 hours	✗	✗	✗	✗
Rimfire Advanced Training Expansion Module - 15 hours	✗	✗	✗	✗
Pivot Barrel, SS, O/U, SxS, Double Barrel Shotguns - 24 hours	✗	✗	✗	✗
Complete Library of Armorer's Courses - 68 Titles - 100+ hours	✗	✗	✗	✗

Available on DVD or Online!

175 hours on DVD! \$5,997

The majority of our students choose to enroll in the AGI Master Level Course. It will provide you with the knowledge and additional skill sets, including machining and welding, that will enable you to advance your career further. Look for the marker below throughout this catalog for the courses included in the AGI Master Level Professional Gunsmithing Course.

THIS COURSE IS INCLUDED IN THE AGI MASTER LEVEL GUNSMITHING COURSE

255 hours on DVD! \$8,497



363 hours on DVD! \$11,997

574+ hours on DVD!! \$14,997 →

All Levels of the AGI Professional Gunsmithing Course include 1 Year of Membership in the Gunsmithing Club of America!

What Gunsmithing Success Looks Like . . .

By Jed Nadler, AGI Pro Student, GCA Member, Gunsmith and business owner

You guys got good stuff!


After 30 years of working a job I grew tired of, you guys put me into doing something completely different that I really love. And the update? FIRST Gunsmithing now has 3 part time employees. Mike is a smith who is mostly through with the AGI Master course himself. I look for him to buy me out when I finally retire in about 10 years. Dan is a police department armorer who comes in to help a couple of times a week. Karen is a temp who takes care of the bookkeeping and inventory.

On the one year anniversary I took in my 389th gun for repair!

I cannot tell you how happy I am with the education I received from AGI. I had very little prior smith experience. All that I learned from the Master Gunsmith course and Gene's additional business advice prepared me very well. Right down to the repair tags, I was able to set up shop and take off. I refer to the course DVDs on a regular basis to refresh what I've grown hazy on. Plus I now have a considerable collection of Armorer's Courses that come in handy too. And on top of all of that, my Gunsmithing Club of America SilverPLUS membership gives me one more video each month and a forum with an incredible depth of knowledge.

I appreciated every last bit of help the Master Gunsmith Course brought me, in particular the FFL package. The RK Enterprises package really showed me that you guys really meant to help me get ALL THE WAY there. And it did. GCA videos and forums help me on a continuing basis. Between them and the Armorer's Courses I'm using AGI almost daily. Wait a minute . . . counting the Jack First and Numrich catalogs, I'm using the course nearly hourly.

It has been a remarkable journey. I've been smiling real big for the last 18 months! PS: Attached is a copy of our ad from the Outdoor Guide magazine in our area. (I'm the one in my trusty AGI apron, which I proudly wear every day.)



Wow! What a course.

All my life I've wanted to go to gunsmithing school, but could not take the time off. Now with AGI, I can bring the school to my house. I learned more with the first video than I did with books, etc., and 20 years of fooling around. I've learned things most gunsmiths don't know. **If you really want to learn gunsmithing and you don't take this course, you're missing out big time.**

PS: Your Armorer's Courses are great too!"
Bill Laques, Richmond, CA

He created Income Security by becoming an AGI Certified Gunsmith . . .

"I hadn't planned on opening a gunsmith shop as soon as I did, but the company I worked at for 25 years had a different plan: I started the American Gunsmithing Institute's Certified Professional Gunsmithing Course in November 2019 as part of my plan to retire and I completed the first section in May 2020. I rented a small shop in July 2020. I received my FFL in October 2020.

The very next day my employment was terminated, the day before my 25th anniversary with the company! Gunsmithing was supposed to be my retirement job in 2025, not 2021. The Lord knew I was going to need this when I did, and has confirmed over and over that He is in control. He continues to bless me and I can't praise Him enough.

Because of the AGI Gunsmithing training, I was able to open my shop officially on November 2, 2020. I have taken in hundreds of guns already. With no previous customer base at all, the only advertising was a door sign and a sign next to the road that says GUN REPAIR and my number. I have a website and a Facebook page. Last month I had over 2,700 website visits.

I would never have imagined I would be 3 months back logged with gunsmithing work less than a year after opening. Thank you AGI!! All of this and I haven't even completed the course yet. I just wanted to share this with you and say THANK YOU!!! Feel free to share my story with anyone you need to because, AGI's training works!"

Thank you, David Johnson,
Johnson Gunsmithing LLC, Athens, AL

WATCH THIS FREE VIDEO!

Invest just 90 minutes to learn how you can quickly become a Certified Gunsmith just by studying from home!

go to: WWW.GUNSMITHINGCOURSE.COM



I wanted to thank you for all of your hard work and support during my time with AGI. Your program changed my life for the better and I started CJ's Custom Shop in Lemon Grove, CA with my business partner. I was a bit lost on what to do after I retired from the United States Navy and decided to give your program a whirl. Wow! It was challenging and fun. I never thought there was so much more to learn. I am now a Certified Master Gunsmith. The sky is the limit.

This program really gives the individual a chance to shine or the opportunity to fail. Your choice. You get out what you put in. I put in the study time, worked an apprenticeship, and then struck out on my own so to speak. If you make the decision to succeed and raise yourself up to the next level, American Gunsmithing Institute is your type of people.

Hands down, best knowledge base I have seen yet. The instructors are from all over, successful business owners, true Masters of their trade. The AGI support staff works their tails off to give the best service for you.

Feel free to lean on them for help too. Thank you again for your dedication and perseverance. Our nations Veterans need more of you in the world! Bravo Zulu!!

James N. Woods,
Master Gunsmith,
CJ's Custom Shop

AGI Student Testimonials

Can AGI courses really change your life?

Don't believe us? See what our students have to say!

americangunsmithinginstitute.net/testimonials/



~~~~~  
"Through Mr. Dunlap's teaching I have learned more about the design and functioning of guns and I am able to understand and retain more information from written sources, because your course has given me a better grasp of the fundamentals.

In my opinion, the best part of this course lies in the fact that the student can see exactly how gunsmithing procedures are performed, and is left with little doubt about what he should do.

I am very pleased to say I have already written about AGI courses on my site and it has long carried my personal endorsement of your curriculum. I regard your course as essential to anyone who wants to acquire a thorough, systematic knowledge of the design, function and repair of guns.

**I recommend it to everyone I know."**


Joseph W. Reichert,  
Albuquerque, NM

# Walk up to any lathe or mill, set them up, and Start Making Parts Immediately!




Can you really learn how to operate a lathe and mill by just watching this course? Yes!

In fact, it will only take a few hours before you can start turning out your first quality parts. Instructor Darrell Holland breaks down the information into its simplest components. Each technique he teaches prepares you for the next skill level. With our comprehensive course outline, specialized production techniques, and knowledgeable instructors, you will receive detailed instruction you could NEVER get in the classroom. Our course will take you from the most basic machining skills right through the tricks, tips, and techniques of master machinists.




We teach you everything you need to know about the lathe: what to look for if you are buying one, the function of each part of the machine, how to set it up, grinding your own tool bits, complete facing, turning and boring operations including turning precision diameters and tapers, boring holes and turning threads (internal AND external), knurling, finishing, and more. How to select the proper materials for the application and calculate turning speeds and feed rates are covered as well as measuring tools and measuring techniques. Darrell teaches you the core knowledge required so you really understand what you are doing.



## Master the Milling Machine. *FREE SHIPPING ON ALL ORDERS!*

Once again, Darrell comes through by giving you unique insight into the capabilities and features of the vertical mill. He tells you exactly what to look for when purchasing a new or used mill as well as trammng the head, fixturing, X,Y, & Z axis movements, locating centers, locating edges, types of cutters, cutting speeds and fluids, chip load, material selection, fly-cutting, climb-cutting, precision hole-drilling, angle cuts and boring. AND . . . he goes into detail on how to use edge finders, collets, chucks, clamping tools, digital readouts, measuring tools, specialty cutters, rotary tables, indexers and more.



Just knowing the techniques isn't enough. AGI gives you insight into the way a Master Machinist like Darrell thinks. In the section on "Making a Part: Start to Finish," Darrell takes you through the thought process of how you approach making a part. He shows you how to think through the entire process in your mind before you start the machine and the differences between machining a single part and setting up for a production run. It's the sharing of this kind of knowledge and information that sets us apart from any other course or institute.



**BONUS VIDEOS:** Two more instructors will show you how to set up and operate an automotive cylinder boring machine and an automotive brake lathe. Armed with this exclusive information you could start doing contract work for a local garage.

**30+ hours of video instruction!**

Pass the Ultimate Test! So you can prove you have learned the material completely, we have two levels of optional testing. The first level test is Machine Shop Theory. We will provide you with a multiple choice test that you complete online. If you pass, we will provide you with a personalized certificate in Machine Shop Theory.

The next level of testing is a chance for you to demonstrate your new machining skills. When we send you the course it includes the blueprints needed for you to machine a few pre-selected parts. This is your own personal Fire Walk. A true test of your skills. If you pass, you will be issued a certificate of completion, showing that you have met our high standards, which will read "Machinist in Practical Applications" with your name on it.

Complete Machine Shop Course on DVD  
#MSCOURSEDVD ~~\$1,497~~ plus s/h

Online Complete Machine Shop Course  
#MSCOURSEOL ~~\$997~~

THIS COURSE IS INCLUDED IN THE AGI MASTER LEVEL GUNSMITHING COURSE

*DVD OR ONLINE STREAMING SALE \$797!*

**Watch a Preview of this Video Course!**



*"The Lathe Course was superb, and since the Milling Course is even better, I am at a loss for a term of recognition higher than superb. I learned more tricks and insights from these courses than 35 years of hands-on has taught me. Just his tips for trammng in the head quickly and easily were worth the cost of the course to me.*

**Darrell is not only a master machinist and gunsmith, but a natural instructor as well. Thanks for another great course!"**

Steve Bird Sr.,  
Failure Analysis Engineer,  
San Jose, CA

*"I have watched the entire course 4 times. As usual with AGI, the quality of the instruction is first rate.*

**Darrell Holland is a machinist who not only knows his subject, but is also able to present the material in an interesting and captivating way for the student machinist.**

*I found the additional videos dealing with automotive machining to be an unexpected, but appreciated bonus."*  
Glendall H. Epperson,  
Epperson Gunsmithing



# The FASTEST way to learn how to Weld!

THIS COURSE IS INCLUDED IN THE AGI MASTER LEVEL GUNSMITHING COURSE

Safety - Gas Welding - Gas Cutting - Plasma Cutting - MIG Welding - Arc Welding  
TIG Welding - Welding Small Parts - Welding Symbols - Shop Tour - Welding Projects

Welding is an invaluable skill! Having the ability to weld can be the difference between being a successful gunsmith or not. Many times when you are gunsmithing you will encounter a firearm that has a worn or broken part which is either expensive, hard to get, or even no longer available. Knowing how to repair an existing part, or being able to create a new one by welding, is often your best solution.



AGI's Complete Welding Course is the most comprehensive, video-based, welding course ever produced! This 22 hour course covers everything from history to set-up, to safety, to how to make the perfect weld. No other course goes into this amount of depth and takes you right up into the molten metal so you can actually SEE how a weld is made. It enables you to understand for the first time how to control the molten puddle, by showing you close ups from just inches away.

You will feel like you are right in the middle of the Molten Puddle!

Complete Welding Course on DVD

#WELDCOURSE

~~\$1,497~~ plus s/h

22+ hours of video instruction

SALE \$797!

DVD OR ONLINE STREAMING

Online Complete

Welding Course

#WELDCOURSEOL

~~\$997~~



Watch a Preview of this Video Course!

"I received the welding course as part of the Master Gunsmithing Course. I decide to review this first because I have an extensive background in welding. I took classes starting in high school, through college, and have been doing welding off and on ever since. I own my own business and I have fabricated many items for my business instead of purchasing similar items from the factory, etc. I have used my skills to make necessary repairs on equipment, etc. throughout the last 25 years. I thought I knew a lot about welding, I quickly realized I didn't.

What an excellent course! I wish I'd had this years ago. Even though I have experience, your course taught me things that will help me tremendously in every facet of welding. I would highly recommend this course to all those who are serious about learning proper welding procedures." Ronald Stephenson, Phillipsburg, MT

HAVING THIS KNOWLEDGE WILL BRING ADDITIONAL REVENUE INTO YOUR SHOP!

## Be A Certified Reloader!

Learn how to Make SAFE hand loaded ammunition

Renowned cartridge designer, gunsmith, and AGI instructor Fred Zeglin addresses reloading from its most basic fundamentals to advanced techniques. Most people learn reloading strictly from a mechanical 'monkey see, monkey do' view point. In other words, nobody ever completely explains to them WHY operations are performed a certain way or WHAT value they have. You will benefit greatly from the clear explanations of the "How's and Why's" of reloading.

Fred shows you, from a gunsmith's perspective, what is happening to the brass when fired and when it goes through the reloading process. This information will make you a well informed reloader and, if you're a gunsmith, will help aid in diagnosing problems with your clients' reloads and guns.

**COVERED IN THIS COURSE:** History of reloading, Reloading safety, Choosing components, Intro to reloading tools, What is really happening to the brass case, How to make a load plan for safe and accurate loads, Introduction to a wide range of reloading resources, Case trimming, Advanced case preparation, Reloading of rifle cases, Single stage press, Powder scales, Case lubrication, Use of the Lee Loader, Portable reloading tools, Basic case preparation, Advanced reloading tools, Reloading of pistol cases on a single stage press, Introduction to progressive reloading, Introduction to bullet casting, Alloying and casting lead ingots, Hardness testing cast bullets, Sizing and lubing cast bullets, Use of multi-stage presses, Priming tools and correct seating of primers, To crimp or not to crimp - dies and bullets, Manual and electronic powder meters, Step-by-step bullet casting - single/multi cavity molds.

AGI Certified Reloading Course on DVD

#CERTRELOAD - \$497 plus s/h

Online AGI Certified Reloading Course

#CERTRELOADOL - \$397

SALE \$297!




Earn your Certified Reloader Patch!



DVD OR ONLINE STREAMING

Watch a Preview of this Video Course!

THIS COURSE IS INCLUDED IN THE AGI MASTER LEVEL GUNSMITHING COURSE



FREE BONUS COURSE INCLUDED!

Handloading for the Long Range Shooter:

Learn how to make hand loaded ammo specifically for long range shooting.

Riflesmith and competitive shooter Darrell Holland offers step-by-step instruction in the manufacture of superior ammunition. Standard caliber and wildcat cartridges are discussed and reasons for using them explained.

Components such as bullets, powder and primers are examined and selected on the basis of the type of target and the distance where the performance will be best suited. A ton of information that will enhance your capabilities.

How To:

# Quickly Cerakote Firearms for Fun and Profit!

Everything you need to know to Professionally Cerakote Firearms at home or in your gunsmithing shop.

**This in demand finish could become a profit center for your Gunsmithing business or save you a lot of money when refinishing your own firearms.** Cerakote is a ceramic based finish that can be applied to metals, plastics, polymers and wood. The unique formulation used for Cerakote ceramic coating enhances a number of physical performance properties including abrasion/wear resistance, corrosion resistance, chemical resistance, impact strength, and hardness. It is an ideal finish for firearms and our new AGI Cerakote Application Course is comprehensive training for Gunsmiths covering every aspect of applying a Cerakote finish to firearms. This extensive course covers:

- workspace requirements
- preparing firearms for Cerakoting
- tools and equipment necessary
- selecting, mixing, applying, and curing Cerakote
- set up and operation of equipment
- resources on tools, equipment, and supplies

Your instructor is Don Harden, an AGI trained Gunsmith with over 12 years experience in applying Cerakote to a wide variety of firearms. He guides you through the entire process from disassembly, preparation, application, to curing and final steps. He shows you exactly what to do, the best way to do it and explains why each step and technique is important. Throughout the course he shares tips, tricks and techniques he has learned from Cerakoting hundreds of different firearms.

Whether you only want to Cerakote your own firearms, or if you are a gunsmith and want to add Cerakoting to the services you provide to greatly increase your profit margin - this course is for you! As you follow Don through the entire coating process from beginning to end on four different types of firearms, you will learn how to create a perfect finish. **Six hours of detailed information covering more than a two day factory course costing over \$2,500!**


AGI Cerakote Application Course on DVD #4044 \$2,497 plus s/h

**DVD OR ONLINE STREAMING SALE \$997! SAVE \$1,500!!**

Online AGI Cerakote Application Course #4044OL \$1,997

**You can charge \$200 - \$300 or more for each gun you Cerakote!**


**Watch a Preview of this Video Course!**



## Ten MORE Reasons to become a Gunsmith . . .

- 1. Make Money in a Recession Proof Business.** When times get tight, people don't buy new guns. They have their existing firearms cleaned, repaired, and customized. You can provide those services.
- 2. Gunsmithing is a satisfying full time, part-time, or second income business.** You will have a trade and be recognized as a craftsman.
- 3. Extremely low overhead.** You don't need a fancy shop and an expensive commercial address. Gunsmithing can be legally done from your home in most areas. What you do need is knowledge. AGI has helped turn thousands of students into Professional Gunsmiths.
- 4. Low cost to get started.** For less than \$1,100 you can outfit your shop with all the basic tools you need to get started, many of which you may already have. *We will provide you with a recommended list.*
- 5. Legally deduct from your taxes many of the expenses you are already paying.** This can save you thousands of dollars a year in taxes on money you are already spending (or would like to). Ask your tax consultant about your individual situation.
- 6. You control your hours and your income.** There are more than 500 million firearms in the US today. At any given time 10% or more of those need professional cleaning, repairs, or customizing. We are talking about a HUGE pool of potential income. AGI can help you get your piece of the pie.
- 7. There is very little competition.** Just try to find a good Gunsmith!
- 8. Lucrative Investment.** Gunsmiths charge between \$65 and \$100+ an hour around the country. With the special tricks and techniques you'll learn from the included bonus course "The Money Makers" you will know how to make many of the most requested repairs and modifications quickly and start earning money faster.
- 9. With AGI's fast, easy, instructional video course you can be certified and start professional gunsmithing in as little as three months.** How fast is really up to you. With AGI video instruction you'll start learning right away. You set the pace based on your schedule and study full or part time. It's as easy as watching TV.
- 10. The AGI Video Index puts the entire course of instruction at your fingertips.** This enables you to quickly look up and find a solution to a repair problem and fix it right the first time.

**Call an AGI Student Advisor at 800-797-0867 for more details on how to jump start your gunsmithing career!**

**AGI Student Testimonials** → 

Can AGI courses really change your life? Don't believe us? See what our students have to say!

**AmericanGunsmithingInstitute.net/testimonials/**



# NEW! Be an AGI Certified Red Dot Sight Installer!

Learn the Proper, No-Fail, and Safe Methods of Installing and Mounting Red Dot Sights in this Certified Course!

## Attract more customers & business!

With the massive adoption of Red Dot Sights by competitive shooters, hunters, Law Enforcement, Military and CCW Holders, there has become a need to ensure these sights are installed properly to avoid damage to the sight or injury to the shooter. Unfortunately many are not installed properly resulting in damage and injury.

**Some agencies are REQUIRING that Gunsmiths, Armors, and Red Dot Installers be CERTIFIED** so they can install sights on concealed carry pistols, otherwise the departments are not approving the guns on CCW Licenses. Also Law Enforcement Agencies need these sights installed properly to avoid injury and reduce department liability.



**AGI has created this extensive course to fill this need.** Your instructor is Master Gunsmith, Retired Sergeant, and Chief District Attorney Investigator Mark Foster. He has over 40+ years of gunsmithing experience and is a 30+ year veteran of the Sheriffs Department, where he was the Chief Armorer and Training Officer.

Become an AGI Certified Red Dot Sight Installer. Your certification will provide you more credibility with your customers and confidence that you are doing it right! After all, you don't know what you don't know, and that can cost you dearly! In typical AGI fashion, over 200 hours of research and hundreds of hours of testing and application went into the development of this intensive course. It covers all of the following:

- Introduction to Red Dots
- History of Red Dot Sights
- Grades of Red Dot Sights
- Competition Shooting considerations vs CCW
- Red Dot Colors and effects
- Tools for proper installation
- Torque Specifications & why it is important
- Thread Locking Compounds, Do's & Don'ts!
- Mounting - Lever Action Rifles
- Mounting - Semi Auto Carbines
- Mounting - Shotguns
- Applications for AR15 / Modern Sporting Rifles - Law Enforcement Considerations
- Pistol red dot mounting, variations and adapters
- Pistol Optic Footprints and Unique Mounting Systems
- Demonstration of Polymer and Aluminum Red Dot Sights - Micro Pistols
- Demonstration of open emitter Trijicon RMR on a full size pistol
- Demonstration of closed emitter red dot sight and the unique Aimpoint Acro P2 footprint
- Demonstration of closed emitter red dot sight and the unique Trijicon RCR capstan screw system
- Unique torque methods - two methods recommended by manufacturers
- Discussion of Red Dot Sights on revolvers and installation considerations
- Troubleshooting and suggested spare inventory
- AND MUCH MORE!

5+ Hours of Video Training with Testing, Certification, & Patch.

Online AGI Certified Red Dot Sight Installation Course

#CRDOL

\$597 plus s/h

**INTRODUCTORY OFFER!**  
**\$297!**



2.26" mount

1.93" mount

1.73" mount

**LIMITED TIME INTRODUCTORY OFFER! SAVE \$300!**

**Scan the QR to learn more about this new course! →**



# The #1 Solution To Solving Most Feeding and Ejection Problems

## Extractors & Ejectors:

An Advanced AGI Gunsmithing Course for Gunsmiths:

The Secrets to Success *FREE SHIPPING ON ALL ORDERS!*

Extractors and ejectors are a critical part in any firearm design. In this Advanced Course Master Gunsmith Ken Brooks teaches you, in depth, the design, function, and repair of extractors and ejectors, as well as special modifications to these parts.

Ken also extensively covers extractor and ejector "Rules," as well as some of the exceptions to those rules. After ammunition and feeding devices (magazines), an estimated 80 to 90 percent of all feeding and ejection problems can be directly related to the extractor or ejector, making the proper fix of these parts a critical component of a firearm's reliability. Reliability in a firearm is "job number one."

Keep in mind, this course will teach you about the systems of extraction and ejection and not about any specific model of firearm. This allows the gunsmith to develop the ability to troubleshoot and diagnose any type of firearm's extraction and ejection design without ever having seen it before.

*We have concentrated this lifetime's worth of knowledge down into an instructional system that will save you years of frustration and failure.* There are simply too many different gun designs used throughout the years to study each one individually. Learning the major extraction and ejection "systems," which are critical for proper operation, used in a variety of firearm types, is much more practical in the long run.

### Overall break-down of the course:


**DVD #1** covers extractors basic theory, the rules, and how to fit them. **DVD #2** covers extractors of various styles, exceptions to the extractor rules, and extractors and ejectors for revolvers. **DVD #3** covers ejectors basics, ejectors of various styles, and how to fabricate ejectors, as well as the course wrap-up.

This course utilizes extreme close-up views of parts and white board drawings that allow the instructor to quickly and concisely drive home a point or lesson. In addition to this material, we will also show you some actual modifications to extractors, which will show how a little bit of work and understanding goes a long way to correct some of the mysteries found in both extraction and ejection systems. Includes a detailed workbook of notes.

Extractors & Ejectors on DVD #3604 \$997 plus s/h  
Online Extractors & Ejectors #3604OL \$997 plus s/h

Over 9.5 hours  
in length!

*SALE \$597!*  
*DVD OR ONLINE STREAMING SAVE \$400!*  
**Watch a Preview of this Video Course!**



## Become A Certified Professional Gunsmith and Get FREE BONUSES WORTH \$1000s!!

Call to Speak to an AGI Student Advisor Today at 800-797-0867

**This is a Limited Time Offer! Call Now!**

### The advanced master class is just what I needed!

"I have always been a gun enthusiast and now to know the design, function and repair of all firearms systems is priceless. It goes beyond that! **From making my own tools, parts and much more, I am well equipped to tackle anything firearm related with confidence.**

I would recommend anyone wanting to gunsmith for hobby or business to utilize this institute of knowledge if you want the best. Invest in yourself with AGI."

Ronald Sturgill, ~ MR GUN MASTER, Manitou Springs, CO,  
Advanced Master Level Gunsmithing Course

### The program is very good, thorough, and informative

"Your program is very good, thorough and informative. The instructors, especially Bob, really know the subject and explain it well.


I am a contractor and was very busy but now things have slowed down a little for winter and I am back to studying the material. So a little behind, but going at my own pace seems to work well for me. Thank you."

Ronald Seuss, Jr, Clinton, MA,  
Master Level Gunsmithing Course

# So, You Think You Know the AR15?



## Then Take the AR15 Challenge!



Scan the QR, Watch the Video, and Take the Challenge!

or go to:

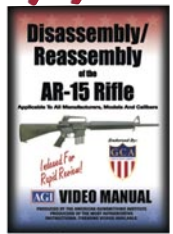
[www.gunsmithingclubofamerica.com/agiar15challenge](http://www.gunsmithingclubofamerica.com/agiar15challenge)

*GET THIS FIREARMS DISASSEMBLY/REASSEMBLY LIBRARY ON DVD AND SAVE \$300! SALE \$497*

Have a Firearm Disassembly and Reassembly DVD Library Available When You Need It!

Each DVD covers one specific model or family of firearms and the complete process of disassembly/reassembly step-by-step, using close up views to provide clear instruction. These are "must have" support information for anyone who owns one of these firearms. Down to the last part detailed instruction, including how to install difficult parts. These DVD courses differ from our AGI Armorer's Courses in that they do not include any discussion of the firearm's design or typical problems and repairs. INDIVIDUAL D/R COURSES ON DVD \$29.97 EACH plus s/h

GET ALL 28 DVDS! - ITEM #28DRLIBRARY \$797 plus s/h



#7004

|       |       |       |       |       |       |       |       |       |
|-------|-------|-------|-------|-------|-------|-------|-------|-------|
|       |       |       |       |       |       |       |       |       |
| #7014 | #7024 | #7034 | #7044 | #7054 | #7064 | #7074 | #7084 | #7094 |
|       |       |       |       |       |       |       |       |       |
| #7104 | #7114 | #7124 | #7134 | #7144 | #7154 | #7164 | #7174 | #7184 |
|       |       |       |       |       |       |       |       |       |
| #7194 | #7204 | #7214 | #7224 | #7234 | #7244 | #7254 | #7264 | #7274 |

**NEW!**

# Gun Parts and Accessories for Super Tuning Your Rifles!

Renowned for quality rifle parts, accessories, and supplies for over 30 years, Holland's Shooters Supply is now part of the AGI family!



## Get Reduced Recoil, See Your Impact and Get Faster Follow Up Shots With Holland Muzzle Brakes!

**Holland's Quick Discharge™ Muzzle Brakes** These brakes set the standard by which others are judged!

Our brakes allow you to see the impact of each shot and the blank area on the bottom eliminates the problem of dust and dirt getting back to you while you're shooting. We offer several styles of specialized muzzle brakes to the shooting industry.

Our models include the Holland's Quick Discharge™ and are constructed from stainless steel and blued chrome-moly. Quick Discharge™ Brakes are available in multiple sizes and in 24 and 28 TPI options. We use only the best heat-treated materials and CNC (computer numerically controlled) machinery in the manufacture of our unique brakes! Adds only 1.25" to the rifle's length. *Select this muzzle brake for hunting rifles.*

- Drastically reduces muzzle rise
- Adds only 1¼" to barrel length
- Unique triple baffle design
- Reduced muzzle blast
- Measured recoil reduction of 45%
- Easier cleaning

Quick Discharge Muzzle Brake Top View



Quick Discharge Muzzle Brake Side View



**Get 20% Off Holland's Muzzle Brakes! Scan the QR to order now!**  
**Must use code SPRING26OL to activate discount** →



## Holland's Radial Baffle Muzzle Brakes

Our Radial Baffle Muzzle Brake features a larger blank area on the bottom (compared to the QD brake), eliminating the huge dust cloud on 360 degree hole pattern brakes. Made from 17-4 stainless steel. The final look after bead blasting provides a uniform, attractive appearance to the brakes that also prevents unwanted glare from the sun or any other abnormally bright condition. Radial Baffle Muzzle Brakes add an additional 2 inches to the firearm's overall length.

Holland's Radial Baffle Muzzle Brakes offer improved recoil reduction due to the unique radial baffle design. Radial baffles trap the gas and divert it around the shooter in a rearward direction, increasing the recoil reduction over a 90° exhaust pattern. Radial baffles increase the surface area for the gas to work against, providing exceptional performance. Our blank area on the bottom of the brake virtually eliminates the dust cloud signature and prevents dirt and debris from being kicked around the shooter. Imagine being miles from the truck and getting something in your eye from a 360° ported brake! Holland brakes are better by design. As a long range hunter and shooter Darrell knows what it takes to get the job done right!

Thread sizes include: 1/2x28, 9/16x28, 5/8x24 and 3/4x28. Ask about our thread protectors as well. **If you are looking for MAXIMUM recoil reduction, the new Radial Baffle Design is the ticket.** All Radial Baffle brakes are machined from 17-4 stainless steel and heat-treated to a Rockwell of 42-44 on the "C" scale.



Radial Muzzle Brakes

**IMPORTANT NOTE:** Holland's Signature Series Quick Discharge™ and Radial Baffle Muzzle Brakes require a Gunsmith Fit and adjustment to ensure proper dimensions, fit, and operation for your caliber and firearm. Brakes come standard with a .25 (1/4") diameter caliber clearance, which must be increased if shooting a larger diameter bullet. If you are not trained and equipped to do this fitting, take your brake to a qualified Gunsmith to be fitted. Installation instructions are included with each brake.

**Get 20% Off Holland's Muzzle Brakes! Scan the QR to order now!**  
**Must use code SPRING26OL to activate discount** →



## Holland's Remington 700 Spring Kits

Every spring you need for your Remington 700 is in the Holland's Deluxe Spring Kit! Includes: trigger spring for a crisp 2 lb. pull and a new firing pin spring which improves lock time as well. Both Short Action and Long Action Deluxe Spring Kits are available. The improved ejector spring provides smoother ejection without case damage and the heavy duty bolt release spring discussed above gives positive bolt stop action! Remington 700 Trigger and Bolt Stop Springs Only kits are also available.

**Get 20% Off Holland's Spring Kits! Scan the QR to order now!**  
**Must use code SPRING26OL to activate discount** →



➡ **To order Holland's Products scan the QR Code by the product, call 541-439-5155 or go to:**  
**www.HollandGuns.com • Use Code SPRING26OL to Unlock Discounts** ➡

# Holland's Signature Series Fiberglass Stock Packages!

Holland's Signature Series Fiberglass Adjustable Comb Stocks are the perfect platform for your custom rifle build! Available in Long Action and Short action packages, all stocks are CNC machined and bored for 5/8" aluminum columns. Stocks are machined with a Douglas #3 barrel channel and they will accept barrels up to and including Remington Varmint profiles.

**Choose Your Action Size and Color!** *THESE ARE NORMALLY HARD TO GET WITH LONG LEAD TIMES IN STOCK NOW!*  
The package includes either the Holland's Signature Series BDL Long Action or Short Action stock with adjustable comb and two (2) height shims, one large and one small, to get the perfect cheek weld for each shooter. Also includes the Holland's Signature Series BDL Bedding Pillars so you can have a rock solid platform for your rifle.

Available in limited quantities with multiple color options to choose from. Act fast to secure your package now. Color and patterns shown for each variation are representative only. Each stock may have slight differences in pattern and color ratios. **Plus**, we have included the AGI Pillar Bedding Course on DVD, a Pachmayr Decelerator recoil pad, and flush cups. You will have everything you need to start your custom rifle build right! ~~\$997~~

**Limited number of Stock Packages Available! Scan the QR to order now! →**  
**Must use code SPRING26OL to activate discount**



# Don't Miss on Long Range Shots due to Canting Your Rifle!

## Holland's Signature Series Scope Levels

*Holland's Signature Scope Levels are the official level of the USA F-Class Shooting Team!*

These scope levels aid the shooter in improving accuracy and consistency at long range and prevent unwanted cant or lean in the rifle which can change point of impact or even cause a miss!

Holland's Reflective Illumination make these scope levels some of the brightest in the industry! Scope Levels are designed to be seen from the firing position and are fully ambidextrous allowing for left-hand or right-hand placement for ideal viewing for each shooter. The sculpted ergonomic design does not protrude further than most windage and parallax and with no sharp edges or corners Holland's Signature Series Scope levels make an attractive, ergonomic, and extremely useful accessory on your long range rifle. Get one for every scope you own.

Scope Levels are available in 1", 30mm, 34mm, and 35mm sizes to fit a wide variety of scopes and are machined from 7075-T6 aluminum and hard black anodized.

**Get 20% Off Holland's Signature Series Scope Levels! Scan the QR to order now! →**  
**Must use code SPRING26OL to activate discount**



Signature Series Scope Level



## Holland's Competition Recoil Lugs

If you're thinking about rebarreling your 700, Savage or Sako (new style), then this is the recoil lug you want. Heat treated and thicker than the factory offerings, it also has more surface area. Dual draft angles allow for easy removal from the stock, and the lug is pinned for switch-barrel options and positive alignment. This is the best replacement lug there is. **Used by more custom gunsmiths than all other lug designs combined!**

**Get 20% Off Holland's Competition Recoil Lugs! Scan the QR to order now! →**  
**Must use code SPRING26OL to activate discount**

Competition Recoil Lug



## Holland's Signature Series Pillar Bedding Columns

Nobody beds a stock like Darrell Holland. You too can use the same technology Darrell uses in the bedding of his competition rifles. Aluminum columns are machined from 7075 T-6 aluminum and special screws isolate the trigger guard/floorplate from the bedding process. This results in more consistent torquing of the action screws. Holland's Pillar Bedding Columns are available in ADL and BDL styles to fit Long and Short Action Remington 700 Rifles. *Check out the AGI Pillar Bedding Course on page 30 for training directly from Darrell on installing bedding pillars in your rifle for a rock solid bedding platform to increase the accuracy of your rifle!*

**Get 20% Off Holland's Signature Series Pillar Bedding Columns! Scan the QR to order now! →**  
**Must use code SPRING26OL to activate discount**

Signature Series Pillar Bedding Sets



**→ To order Holland's Products scan the QR Code by the product, call 541-439-5155 or go to: [www.HollandGuns.com](http://www.HollandGuns.com) • Use Code SPRING26OL to Unlock Discounts ←**

# What Will You Do When Your Guns Don't Work in a Life or Death Survival Situation?!

## AGI's Survival Gunsmithing Course teaches you WHAT YOU NEED TO KNOW NOW!



What is Survival Gunsmithing? Well, just like most other aspects of survival, it's primarily about the mindset, the skill set and the preparations you need to make BEFORE you find yourself in a survival situation.

The training we provide in AGI's Survival Gunsmithing Course will help you develop the proper mindset needed for survival. We will show you what you need to gather now and teach you the skills you need to learn, not just to survive, but to THRIVE and make the MOST out of any survival situation.

The KEY to doing this it is to obtain the knowledge necessary for your preparation and planning. This course provides you with that knowledge so you will be prepared.

### You must learn this BEFORE you find yourself in a survival situation!

This information applies to just about any survival situation involving firearms. From a hunting trip gone bad, a plane gone down in the remote bush, an economic crash, or an extreme grid down situation.

#### You will learn:

- The survival gunsmith mindset
- Five key things you need to survive
- Field expedient repairs to keep your guns functional
- What tools you need
- The materials you need to gather now
- What parts are vulnerable to breakage or need for replacement
- What skills you need to acquire to be your group's gunsmith
- Cleaning and maintenance tricks and shortcuts
- The supplies you need to gather now while you still can
- Surprising items for your kit that could fix your gun in a pinch
- How to reload ammo in the field
- Repairing broken stocks
- What supplies to cache with your firearms
- How to prevent your guns from being destroyed by rust
- Caching techniques - keep your guns from being discovered

#### Plus:

- Building a cache that will last decades
- Repairing a damaged muzzle crown
- How to quickly re-zero your rifle
- How to remove a stuck or broken screw
- Best lubricants to preserve your guns and what ones to avoid
- Criteria for choosing the best survival firearms

- Understanding and fitting extractors and ejectors - the cause of 80% of feeding problems.
- Instruction from AGI Master Gunsmiths
- Critical firing pin shape and how to repair them
- How to rapidly diagnose firearm problems so you understand the "next steps"
- "Reading" fired brass to understand what the case is telling you about the health of the firearm.
- What are Armorer's Courses and why you should have one for each firearm you will use in a survival situation.
- Critical tools you need for the gun you will use in the wilderness
- Cleaning techniques
- Why being a Certified Gunsmith is a real asset and where you can get more training.
- How welding & machining add to your economic survival skill set
- Cartridge and caliber conversion units
- Building up your home or portable gunsmithing shop
- Removing stuck cartridge cases from chambers
- How and why to headspace a firearm.
- The one portable power tool worth its weight in gold for survival gunsmithing
- The second most important gunsmithing power tool and how it use it to shape and fit parts
- A review from an African Safari on the tools we bring with us to keep our guns working on the Dark Continent
- Building your backpack gun shop

#### Bonus Material:

- 1 hour introductory video lesson on how to become an AGI Certified Gunsmith
- Learn about the world's best manual fire starter - you need this!
- Field bags and what they should contain

AGI Survival Gunsmithing Course on DVD  
#SGCDVD \$397 plus s/h

ONLINE Survival Gunsmithing Course  
#SGCOL \$397


**SALE \$197!**

**The timing of this course couldn't be better!  
Over ten hours of important information that you need!**

**DVD OR ONLINE STREAMING**



**Watch a Preview of this Video Course!**



Adjusting and repairing sights



Proper firearms maintenance with simple materials



The Spare Parts You Need

# NEW!

## AGI Professional Grade Gun Cleaners and Lubricants!

From Our Workbench to Yours!  
Use the Same Quality Products as  
AGI Professional Gunsmiths!



### Stock Your Shop Now With The AGI Cleaner and Lubricant Bundle

Get all five AGI quality lubricants & cleaners and SAVE!  
Bundle #AGICL5PK

**SALE \$79!**

Scan the QR to order now! →



**GET A FREE AGI MICROFIBER CLOTH WHEN  
YOU ORDER THE CLEANER & LUBRICANT BUNDLE!**

**FREE SHIPPING**

### Get Your AGI Logo Gear and promote Freedom!

Order yours here . . .

AGI 1911 Preserving  
Freedom T-Shirt  
#AGI1911TSHIRT  
\$30.00 plus s/h



**FREE SHIPPING  
ON ALL ORDERS!**

AGI Embroidered Hat  
#AGIFLAGHAT \$30.00 plus s/h

AGI Coffee Mug  
#AGICUP \$15.00 plus s/h



AGI/GCA  
Professional Gun Mat  
#GCAMAT  
\$20.00 plus s/h



AGI Preserving Freedom  
Embroidered Patch  
#PF-ROUNDPATCH \$7.00 plus s/h



AGI MicroFiber Cloth  
Large 16" x 16" Ultra  
Absorbent and Washable.  
#AGIMFC16 \$7.95 plus s/h



Scan the QR to order →  
Your AGI Logo Gear now!



### I am already living the dream!

"After doing some research on schools I contacted AGI and enrolled.  
I have to say, after six months, I am already living the dream.  
**I haven't even finished my AGI Professional Gunsmithing Course  
yet and already have a thriving business.**

I followed the advice on starting my business, getting an FFL and  
building the business. In more than one class segment they warn  
you about not getting so busy you don't have time to get the  
education done.

**Well, I got my FFL and established my business in October 2025.  
It is now January 2026, and I am slammed with work.**

I recently semi retired as a first responder after 36 years and  
wanted to find something I could do at my own pace and on my  
own schedule. I love firearms and am now living my dream of  
becoming a gunsmith.

**At AGI you will learn design, function and repair. Using this  
basic philosophy I have been able to fix guns I have never seem  
before. If you are passionate about firearms and want to make a  
living fixing them, I recommend AGI. The staff at AGI are amazing!"**

John Wooten, Freedom Rings Firearms LLC, Cottage Grove, OR,  
Professional Gunsmithing Level 2 Course

# Be a Master Armorer and a Recognized Expert, with the Knowledge to Maintain Millions of Firearms!

Become an AGI Certified Master Armorer and learn how firearms function and are intended to work!

This Special New AGI Certified Master Armorer Designation was established because a major Law Enforcement agency asked for this type of course so their Armorers could be expert witnesses in court. YOU should have the same level of knowledge and recognition.

**Anyone can be an AGI Certified Master Armorer! Being a sworn law enforcement officer is NOT a requirement!** Here's what's included:

- 68 AGI Armorer's Courses!  
A complete reference library of video courses.
- **Testing & Certification on all 68 firearms** and their related models - representing over 200 million firearms.
- AGI Certified Master Armorer patch and certificate upon passing.
- Comprehensive instruction on the Design, Function, and Operation of firearms.
- Cutaway guns provide exclusive close-up views inside the firearms.
- Advanced Training on video by AGI Master Gunsmiths

**Our Students state that: "AGI Armorer's Courses are better and more comprehensive than firearm manufacturers' courses" which cost \$500-2500!**

AGI Master Gunsmiths provide a clear visual demonstration of the intricate internal workings of the firearm, teaching you how each part is intended to function and interact. You can become an AGI Certified Master Armorer and be a recognized expert on 68 different firearms and their related models or "families" representing over 200 million firearms.

Be an Expert, a Master Armorer with the knowledge to maintain millions of guns by owning the Entire AGI Armorer's Library and passing intensive testing to prove your knowledge. Each Armorer's Course covers in detail an enhanced teaching of Design and Function on that particular family of firearms, in most cases using an exclusive cutaway gun to clearly illustrate each aspect and take you inside the gun.

Each of the 68 AGI Armorer's Course videos shown here run 90 minutes to 2 hours in length, cover the entire "family" of that particular model of firearm, and include a FREE printable schematic of the firearm covered. **Be an Expert on all these guns by becoming an AGI Certified Master Armorer!**

**All these Armorer's Courses are available individually for \$49.95 each plus s/h and they are all included in the AGI Advanced Master Professional Course.**

Certified Master Armorer Course on DVD **SALE \$1,997!**  
#MACERT \$3,997 plus s/h

ONLINE Certified Master Armorer Course# **DVD OR ONLINE STREAMING**  
MACERTOL \$2,997



You will wear this patch with Pride!



Win this Challenge Coin!

## Over 100 Hours of Instruction On:

AKS-MAK90 - AK47 Semi-Autos  
AR15 Rifles  
Benelli Semi-auto Shotguns - Vol 1  
Benelli Semi-auto Shotguns - Vol 2  
Beretta 92 / Taurus P92 Pistols  
Beretta Px4 Storm Pistols  
Bond Arms Derringers  
Browning 1918 Automatic Rifles  
Browning 1919-A4 Machine Guns  
Browning A-5 Rem 11, Savage 720  
Browning Hi Power Pistols  
Charter Arms Bulldog Revolver  
Colt 1911 .45 Auto Pistols  
Colt Single Action Revolvers  
CZ-52 Pistols  
CZ-75 & EAA Witness Pistols  
Enfield Rifles  
FN-FAL Rifles  
FNH FNP-9/40 Pistols  
Glock Pistols  
H&K MP5  
H&K USP Pistols  
H&K, CETME, & G-3 Rifles  
H&R Topper Type Shotguns  
Hi-Standard Auto Pistols  
Luger Pistols  
M1A Rifles  
M1 Garand M1A Rifles  
M1/M2 Carbines  
Makarov Pistols  
Marlin 39 & 39A Lever Action .22  
Marlin Lever Action Rifles 1894 & 336  
Marlin/Glenfield Semi-Auto .22 Rifles  
Mauser 98 Rifles  
Mosin-Nagant  
Mossberg 500 Series  
Remington 1100 & 1187 Shotguns  
Remington 700 Rifles  
Remington 742/762 Rifles  
Remington 870 Shotguns  
Ruger® 10/22® Rifles  
Ruger® Double Action Revolvers  
Ruger® LCP®/LC9® & Kel-Tec P-3AT  
Ruger® Mini-14® & Mini-30 Rifles  
Ruger® MKI, MKII & MKIII, .22 Pistols  
Ruger® SR9®/SR40®/SR45™ Pistols  
Ruger® Single Action Revolvers  
S&W M&P Semi Auto Pistols  
Savage Arms 10-116 Series  
SIG Auto Pistols  
SIG P320 Pistols  
SIG P365 Pistols  
SKS Rifles  
Smith & Wesson Auto Pistols  
Smith & Wesson Revolvers  
Springfield 1903 Rifles  
Springfield Armory XD Pistols  
Sterling Submachine Guns  
Stoeger Coach Gun 12 Gauge  
Double Barrel Shotguns  
Taurus Revolvers  
Thompson Submachine Guns  
UZI Submachine Guns  
Walther PPK/S & FEG PA3 Pistols  
Winchester 1873, 1866 & 1876  
Winchester 1892 & 1886 Rifles  
Winchester 1894 Rifles  
Winchester 97 Pump Shotguns  
Winchester Model 12 Shotguns

## Earn Your Patch and Challenge Coin! Find Out How!

**High Standard Manufacturing Company, Inc. uses AGI's High Standard Auto Pistol Armorer's Course as part of their employee orientation!**

"I want to commend the outstanding video produced by AGI covering High Standard's product line. The video includes excellent historical, instructional, and informative information. We feel that this piece will assist gunsmiths, consumers and collectors well into the future. As part of our employee orientation, the AGI High Standard video will be included as informational material.

Bob Dunlap's insight into the entire product line including current and obsolete models, and the relationship between them, is invaluable information for the viewer. AGI's gunsmithing video courses will help shooting sports survive in a time of negative publicity. **Firearm ownership of the future depends on education today! Congratulations on an excellent product.**

Scott D. Aronstein, Marketing Manager, High Standard Manufacturing Company, Inc.  
Russell Aumann, Ruth, MI

**FREE SHIPPING ON ALL ORDERS!**

# NEW! - FFL DEALERS & AGI CERTIFIED GUNSMITHS:

*Be the AGI Approved Gunsmithing Service Center in Your Area!*



This is your invitation to join the NEW AGI Approved Gunsmithing Service Center Network! **This special network is Exclusively for AGI Trained Gunsmiths and Designed to Get You More Customers and Grow Your Business!** Being a member of the AGI Approved Gunsmithing Service Center Network will help you **MAKE MORE MONEY!**

**Your business will be listed on the nationally advertised [www.FindaGunsmith.com](http://www.FindaGunsmith.com) website map so new customers can find you easily and you can MAKE MORE MONEY!**

AGI Gunsmiths have been trained to properly repair firearms and I want to see all AGI Gunsmiths make the kind of money they want and deserve.

**You will get all of these benefits:**

- Listing on the [www.FindaGunsmith.com](http://www.FindaGunsmith.com) website
- "Done-for-you" marketing templates and promotions to help grow your customer base
- Recognition as an AGI Trained Gunsmith
- Business Coaching and Development
- National Advertising to bring you in more work
- New customers will find you

**See if you qualify!**

Scan the QR



go to: [www.FindaGunsmith.com/join](http://www.FindaGunsmith.com/join)

or call an AGI Student Advisor at

800-797-0867



## NEW! - NEED A QUALIFIED GUNSMITH?!

# [www.FindaGunsmith.com](http://www.FindaGunsmith.com)



# AGI Armorer's Courses - Training in Design,

Become an Expert on every firearm you own!

*These exclusive videos offer Advanced Video Training by Master Gunsmiths.*

These are NOT like the inaccurate and, frankly, possibly dangerous videos you will find on the internet and this is NOT just basic field stripping.

This is exceptionally reliable information from AGI Master Gunsmiths who have years of experience and training in gunsmithing. **These videos have been banned on YouTube because this is information "THEY" don't want you to have.**

Learn how to completely disassemble, maintain, clean, and reassemble your guns with total confidence using these video classes from AGI! With AGI Armorer's Courses you will understand how your firearm functions and is intended to work!

- You will learn **detailed step-by-step** Design, Function, and Operation of your specific model.
- AGI Armorer's Courses use **cut-away guns to provide close-up views inside the firearms.**
- Learn how to completely disassemble and reassemble ALL your guns with confidence.
- **This video training is available on DVD or through online streaming!** Have this information available when you need it.

**Better than a factory class!**

**FREE SHIPPING ON ALL ORDERS!**

With AGI Armorer's Courses you will understand how your firearm functions and is intended to work. These courses contain CRITICAL INFORMATION YOU NEED with **exclusive close-up views of the inside of the firearms.** Master Gunsmiths Bob Dunlap, Ken Brooks and Mark Foster provide a clear visual demonstration of the intricate internal workings of the firearm, teaching you how each part is intended to function.

They then guide you through the complete step-by-step disassembly, cleaning, and reassembly process. In many of the courses they cover troubleshooting, how to make basic repairs, provide tricks and tips, and show you how to avoid common costly mistakes. Design of the feeding and locking mechanisms, the trigger system, proper ejection, and other functions are also covered in many of the courses.

Each Armorer's Course runs 90 minutes to 2 hours in length, covers the entire "family" of that particular model of firearm, and includes a free printable schematic.

DVD \$49.95 each plus s/h

ONLINE \$29.95 each

**SALE \$29.95**

**DVD OR ONLINE STREAMING**



**Get all 68 courses by becoming an AGI Certified Master Armorer - A Recognized Expert with the Knowledge to Maintain Millions of Firearms! See page 18 for details on becoming an AGI Certified Master Armorer!**



# Function, & Maintenance of YOUR Firearms

**68 Individual Courses to Choose From!**



# Be a Certified Glocksmith and Be Able to Take Glock Pistols to an Incredible Level!

Rare original factory cutaway used in this course!



Even if you have never worked on a Glock before, after watching and practicing the techniques shown in this course, you will Master the Glock pistol and be able to repair and customize it.

Ken Brooks begins this course by walking you through every step of the complete disassembly and reassembly of the Glock in close up detail. Next up, noted Glock authority T.R. Graham takes you into the gun piece by piece, teaching you the tips and tricks that years of experience have shown work. You'll see all types of trigger modifications available by switching parts, using aftermarket parts, and even by modifying the factory originals.

T.R. will show you how to install an extended mag release and slide stop and make them work even more effectively. He covers aftermarket recoil spring and guide rod combinations, and explains why and when to use them. Sights, barrels, triggers, magazines, accessories, conversions, custom parts, and accurizing are all covered. You will learn how to get the most accuracy out of a Glock.

Master Gunsmith Gene Shuey then teaches you how to customize the Glock by revealing the four areas you can greatly improve on this excellent pistol. There is no doubt the Glock pistol is a reliable workhorse, however, there are four areas of the Glock pistol that anyone with the right training and just basic skills can improve: the sights, the barrel (for accuracy and the ability to safely shoot lead bullet reloads), the grip frame (better fit, grip, and reduced felt recoil) and the trigger pull. To get the most out of your Glock you need to know how to address each of these areas.

Mr. Shuey is well known for building extremely high end pistols. He now shares with you everything he has learned from spending thousands of hours working on these guns. He shows you numerous different sight options available and helps you make your choice. He selects an aftermarket drop in barrel, installs it, and demonstrates how to test for proper fit as well as polishing the chamber for reliable feeding. He shows you how to enhance the grip and increase the adhesion of the grip so it won't slip during rapid firing or when your hands are sweaty, wet, or slippery. Gene reveals how to recontour the shape of your grip and enhance the surface texture to create a grip that fits your hand like a glove. He teaches how to greatly improve the trigger pull by installing a lighter trigger connector, springs, and smoothing and tuning the parts. You will learn how to select and install an approved recoil spring assembly to reduce felt recoil and improve reliability.

**IN THE ADVANCED TECHNIQUES SECTION** Mr. Shuey demonstrates installing and modifying a custom slide, how to machine in a sight track, as well as bevel the side and front edges for a striking appearance and smooth, concealed carry. He teaches you how to perform an advanced and comprehensive trigger job that speeds up lock time with a Titanium firing pin, then shows you how to install a Cominoli "1911 style" thumb safety. He shows and explains the pros and cons of an extensive assortment of slide stops and magazine releases available as both factory and aftermarket parts. On top of all that, he covers finishing options such as hard chrome, DLC, and bluing.

**YOU WILL LEARN HOW TO CONSISTENTLY MAKE MONEY BUILDING CUSTOM GLOCKS!** Gene will show you how to create a reuseable model specific template to ensure a perfect job each and every time. This is simply a MUST HAVE COURSE for anyone who wants to build Custom Glocks.

The DVDs are indexed to help the user quickly find the information they are looking for. Includes a complete set of professional class notes on the Glock pistol with close ups and lists of sources, testing, Glocksmithing Certificate, and the Certified Glocksmith Patch upon completion of your online test.

**EXTRA BONUS!** An exclusive recording of a one time live classroom course by Gene Shuey on how to do a professional Glock trigger job fast, while still getting safe premium results using existing parts. This alone will save you thousands of dollars over time! This course is applicable to all models and generations of the Glock, including the single stack compacts. **In addition to proper maintenance techniques and complete disassembly/reassembly you will also learn how to make this great pistol even more reliable.**

Certified Glocksmithing Course on DVD  
#CertGlock \$1,497 plus s/h

**SALE \$797!** 17+ Hours of Instruction!

ONLINE Certified Glocksmithing Course  
#ONLINEGLOCKC \$997

DVD OR ONLINE STREAMING



**FREE SHIPPING ON ALL ORDERS!**

**Watch a Preview of this Video Course!**



THIS COURSE IS INCLUDED IN THE AGI MASTER LEVEL GUNSMITHING COURSE


Earn Your Certification and wear your Glocksmith Patch with Pride!



Sight removal



Milling the racing stripe



Polishing ramp on barrel



Showing cutting position for sight track



Doing a trigger job, smooth and tune



Contouring grip frame to fit your hand


# Be a Certified 1911 Pistolsmith!

## Build Custom 1911s Like This One! →



Think of all the additional revenue you could bring into your shop by having this knowledge and being able to build these beautiful firearms!

The 1911 is an obvious choice as a personal defense weapon or for building the latest IPSC competition pistols or hi-capacity, compensated "race guns." Surprisingly, not many people really understand how this locked breech single action auto pistol truly works, let alone be able to properly customize it and still have it work reliably. After studying this course, you will be a 1911 expert.



Master Gunsmith  
Gene Shuey

As you know, we believe you can't fix or effectively customize a firearm unless you truly understand HOW the firearm is intended to work, so that is where we start. First, Master Gunsmith Ken Brooks completely walks you step-by-step through the process of the complete and total disassembly and reassembly of the 1911 pistol down to the last part, including showing you several variations.

Next, Bob Dunlap explains in extreme detail the complete Design, Function and Repair of the 1911 using a cutaway pistol. By investing the time to learn about feed ramp design, lock-up, loose breech and extractor fit, you will be able to use these techniques to tune your .45 for maximum reliability and performance.

Master Pistolsmith Gene Shuey then shows you the step-by-step process of how to build the same type of high end, custom 1911 pistols for which he charges over \$5,000 each. He reveals all his insider secrets and shows you how to build the type of 1911 pistol you really want for concealed carry or for competition, including selecting all the various parts and options. Every step is covered; frames, slides, barrels, triggers, sights, grips, and so much more.



Master Gunsmith Gene Shuey has over 40 years experience in shooting and building 1911 style pistols of all types, from compact carry guns to the most exotic race guns with wild compensators that are used by Grand Master Shooters. He will take you through the entire process, revealing all the tricks he has learned from decades of experience along with some of the upgrades available for your pistol.



No matter whether you are building custom 1911s from the frame up or are modifying existing 1911 style pistols for yourself or your customers, being a 1911 Pistolsmith will enable you to add all the cool features everyone wants and still turn out accurate, reliable pistols with pride!

If you want to be a 1911 Pistolsmith you must be able to troubleshoot these pistols and understand what creates those mysterious malfunctions that drive shooters nuts and how to permanently repair them. Ever wonder why after you have added that latest trick gadget, your .45 isn't quite as reliable as it use to be? Now you'll know!



As originally designed, the 1911 is unbelievably reliable. However, when you or a manufacturer change features, add parts, or vary from the original design in any way, this gun can provide you with some frustrating reliability problems. To resolve these issues, Gene Shuey will take you through the entire troubleshooting process, using cutaways to simulate and show you what specific types of jams and various malfunctions look like, what causes them, and how to correct or avoid these problems. **We have assembled an entire how to Troubleshooting Encyclopedia for the 1911 auto pistol.** This is laid out and presented in a logical problem/solution format that is easy to follow and allows you to rapidly find the information you are looking for.



Applicable to all makes, models and calibers, this course is absolutely mandatory training for anyone who owns a 1911 or is a serious student of this pistol. You will also be able to "sit-in" and watch a class Gene Shuey presented to a group of students on how to do a 1911 trigger job!

Included is a detailed workbook with professional notes on the 1911 which you can use as a reference guide. Once you prove your knowledge by passing the online tests, you will receive a personalized 1911 Pistolsmithing Certificate and 1911 Pistolsmith patch to wear.



Studying this course will save you a lot of time, painful learning and money. You will also absolutely love learning from Master Shuey. This is, by far, the ultimate instructional course on the 1911 auto pistol ever offered!

Certified 1911 Pistolsmithing Course on DVD  
#Cert1911 \$1,497 plus s/h

**SALE \$797!**

ONLINE Certified 1911 Pistolsmithing Course  
#Online1911C \$997

**DVD OR ONLINE STREAMING**

**27+ Hours of Instruction!**



**FREE SHIPPING ON ALL ORDERS!**

**Watch a Preview of this Video Course! →**



Earn Your Certification and wear your Certified 1911 Pistolsmith Patch with Pride!

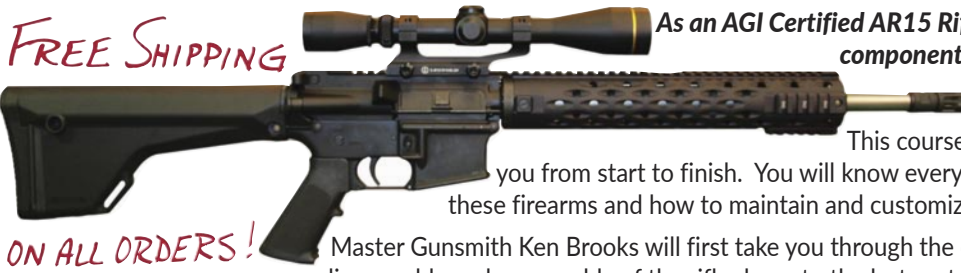
**THIS COURSE IS INCLUDED IN THE AGI MASTER LEVEL GUNSMITHING COURSE**



# Be a Certified AR15 Riflesmith and Build the Ultimate AR Rifles for hunting, competition, or tactical use!

**FREE SHIPPING**

**ON ALL ORDERS!**



As an AGI Certified AR15 Riflesmith, you will understand how to select the proper components and fit them to create Purpose Built AR Rifles for Tactical, Competition, Hunting, or Self Defense.

This course will take you from start to finish. You will know everything about these firearms and how to maintain and customize them.


Master Gunsmith Ken Brooks will first take you through the complete disassembly and reassembly of the rifle down to the last part so you will be comfortable with all the parts of the rifle. Master Gunsmith Mark Foster then walks you through a complete understanding of the Design, Function and basic Repair of the AR15 platform. Understanding step-by-step how the AR15 and its clones function, including how the unique gas system works is critical. Disassembly and reassembly, lubrication, maintenance, feeding, troubleshooting, solutions, and repairs are all explained and shown in eye-opening detail, along with what critical spare parts are needed to keep on hand.

Master Gunsmith Bob Dunlap then goes through the complete process of building up rifles assembled from parts kits from several different manufacturers. He shows you the problems and pitfalls to avoid. He covers parts identification, installing and fitting all the parts, headspacing the barrel, final assembly, test firing, and tuning. Bob teaches you step-by-step how to turn the existing trigger system into a target trigger. He uses oversized mock-ups so you completely understand the critical positive/neutral/negative hammer sear relationships and are able to create a safe, light, and crisp trigger pull.

To be sure which of the myriad of accessories are best for your purpose, you really need to understand what they do, how they work and whether or not they will achieve the desired result. Your instructor in this segment is Master Gunsmith, Retired Sgt. Mark Foster. He has over forty years of gunsmithing experience and is a 30+ year veteran of the Sheriff's Department, where he was the Chief Armorer and Training Officer. During that time he built dozens of AR variants for use in different applications and maintained over one hundred ARs used daily by patrol deputies. He was also responsible for the specialized select-fire SWAT Team's tactical M4s.



AGI Instructor, Master Gunsmith Mark Foster



Mark has seen first hand what works and what doesn't. He has observed how easy it is for operators to spend thousands of dollars on gadgets that in the end don't perform as expected and can even be dangerous. He will help you will avoid those mistakes. Mark shows and explains to you numerous examples of triggers, grips, optics, lights, rails, barrels, stocks, muzzle brakes, compensators, flash-hiders, sights, handguards, gas systems, and more. For each category he outlines what works well, tells you what to avoid and explains why. His daily field experience combined with his armorer experience working on fellow officers' weapons, gives him inside knowledge on the reliability and functionality of each of these options.



After reviewing the many available accessories thoroughly, Mark will show you how to build a variety of "mission oriented" ARs and explains what components he chooses for each and why. He goes through the process of tailoring the AR for: CQB, general hunting, SWAT, 3-gun, varmint hunting, home defense, and plinking, just to name a few. Mark's experience building up AR15 platforms for all different types of uses including target, hunting, and personal protection, combined with his armorer experience working on fellow officers' firearms that MUST be reliable and work every time, is invaluable.



He shares with you his philosophies and processes for building rifles you can count on for reliability and functionality. In addition to showing and demonstrating the tools, he demonstrates, step-by-step, how to change a barrel and install a free floating handguard. After studying this course you will be able to design and build unparalleled ARs for yourself and your customers.



The result of achieving your AR15 Riflesmith Certificate is that you will know how to tune existing guns for optimal performance and build up any type of AR rifle from scratch. Also included are professional and very comprehensive notes, online testing, certification, and an AR15 Riflesmith patch for you to proudly wear or display upon successful completion of the course.

Certified AR-15 Riflesmith Course on DVD #CertAR15 \$1,497 plus s/h

**SALE \$797!**

**DVD OR ONLINE STREAMING**

ONLINE AGI Certified AR-15 Riflesmith Course #OnlineRARC \$997

THIS COURSE IS INCLUDED IN THE AGI MASTER LEVEL GUNSMITHING COURSE




**12+ Hours of Instruction!**



Get Certified and wear your Certified AR Riflesmith Patch with pride!

**FREE SHIPPING ON ALL ORDERS!**  
**Watch a Preview of this Video Course!**



# Become an AGI Certified Law Enforcement Armorer!

Even if you have never been a sworn officer.

**This certified course covers all of the current commonly used law enforcement handguns, shotguns, and patrol rifles.**

Due to budget priorities, most of the thousands of local Law Enforcement agencies, both Sheriff and Police departments, do not have a full time civilian or dedicated sworn armorer. They either use a local gunsmith, an existing deputy or officer, or send their firearms back to the factory for service as needed. This certified course qualifies you to be that armorer, and covers many of the current commonly used law enforcement handguns, shotguns, and patrol rifles. Not only can you make a steady income, but think of how being Law Enforcement's expert and "Go To" gunsmith will build your reputation, bringing in even more business.

Guns covered in detail include the H&K MP5 SMG, Glock Pistol, Colt 1911, S&W M&P, SIG Pistol, Springfield XD, Beretta 92, H&K USP, Ruger® Mini-14®, Ruger® Double Action Revolver, S&W Revolver, AR-15 Rifle, Remington 870 Shotgun, Mossberg 500 Series Shotguns, S&W Auto Pistols; 1st, 2nd & 3rd Gen., and SIG Sauer P320.

Each individual Armorer's Course video covers: complete disassembly and reassembly, detailed explanation of design, function and internal workings using a cutaway firearm, some basic troubleshooting and repair at an armorer's level, and includes a printable schematic! To attend just one factory armorer school would cost you hundreds of dollars, plus days of time and travel expenses. This entire course is equal to attending 16 (sixteen!) factory schools - available to review as many times as you want! PLUS, you can watch and learn at home in your spare time.

This certified course includes: 16 Armorer's Course DVDs, testing, certification, and Certified Law Enforcement, Armorer's Patch.

Certified Law Enforcement Armorer's Course on DVD #LEACKITDVD \$1,497 plus s/h

**25+ hours of video instruction!**

ONLINE Certified Law Enforcement Armorer's Course #OnlineLEAC \$997



Earn your LEAC Patch & Certicate today!

**SALE \$797!** DVD OR ONLINE **FREE SHIPPING ON ALL ORDERS!**

Watch a Preview of this Course!



## Finding Your Gunsmithing Niche

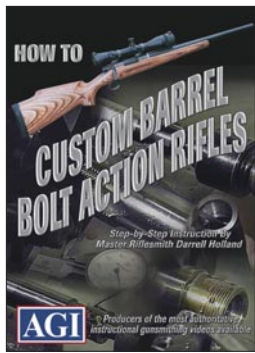
"I took what little savings I had and invested it in my future. AGI was just the right program at the right time for me. I've sat in classes and taken notes, but I was never able to get the instructor to repeat a class as many times as I needed in order to get everything he was trying to teach me. Now, if I don't fully understand something in the course, or if I missed a point, I just hit rewind and rewatch that part until I get it.

**A year ago I started my own business as a gunsmith with a bit of a twist.** My shop is in an old bread truck. My focus is on going to the need rather than waiting for it to come to me! I service

firearms for the local law enforcement agencies, and the work is done on site. The firearms never leave their control, and the maintenance is done by a professional. **I never dreamed this idea would be received with such excitement by the police departments I work with.** One department even set up a regular account in their budget to pay for my services.

Having used firearms for pleasure and professionally all my life, I feel like a kid in a toy store. **I've never had so much fun in my life! And I get paid for it, too!!!"**

Gary Hutchins, Diamond, MO



## Custom barrel your own bolt action rifles!

Using a Remington 700 action Darrell Holland takes you through the complete process of custom rebarreling. You will understand everything you need to know from lathe set up to final installation and fitting. Darrell starts with choosing the right type of barrel for your application, then he shows you how to use the lathe to true the receiver and machine the lugs to create maximum contact for smooth but tight lock up.

Darrell explains the simple process and how the measurements relate to the finished product. Next he laps the lugs to the receiver for correct headspace, showing you the proper techniques and materials to use. Even the intricate process of counter boring and cutting the threads is covered step-by-step, in thorough detail. Darrell shows you exactly what to do and what NOT to do in order to get accurate results. Even experienced machinists and rifle builders will pick up tips and tricks Darrell has learned from years of custom rifle building. He thinks and re-thinks the entire process until he finds a way to save steps and increase accuracy. See for yourself!

Even if you plan to have someone else do your custom barrel work, you can STILL benefit from owning this course! This course will help you as you select your new barrel, choose the options for installation, and discuss the project with your gunsmith. Darrell finishes up the course by crowning the barrel and installing a custom muzzle brake. Again, Darrell demystifies the simple process of how to put a proper crown on a barrel and shows you how to size, select and install a muzzle brake. Throughout the course Darrell discusses safety issues so you understand the tolerances required as you build a safe, reliable, and barreled action! 120 min.


DVD#2014 \$149 plus s/h

**SALE \$99!**



**Watch a Preview → of this Video Course!**

THIS COURSE IS INCLUDED IN THE AGI MASTER LEVEL GUNSMITHING COURSE



## Building a Custom AR-15

Your instructor, Master Gunsmith Mark Foster, shows you many examples of triggers, grips, optics, lights, rails, barrels, stocks, muzzle brakes, compensators, flash-hiders, sights, handguards, gas systems and more. He outlines what works well, tells you what to avoid, and explains why. Mark builds a variety of "mission-oriented" ARs and reviews what

he chose for each and why. Mark also discusses and shows some of the tools needed for changing barrels and handguards, but more importantly, demonstrates step-by-step how to change a barrel and install a free-floating handguard. 31 1/2+ hrs. DVD#3464 \$79.95 plus s/h


**This course is included in the Certified AR-15 Riflesmith Course on page 24!**

**SALE \$63.96**



**Order Yours Today!**

THIS COURSE IS INCLUDED IN THE AGI MASTER LEVEL GUNSMITHING COURSE



## Build a Custom Rifle Capable of Putting all the Bullets in One Hole!

**EVERYTHING IS COVERED** from cartridge and caliber selection for tactical and varmint applications, all the way through the fitting and assembly of a custom rifle capable of putting all the bullets through the same hole! That's right, Master Rifle Builder Darrell Holland covers all the options so you can select the style and features that suit your own tastes. Nothing is left out of the process. Darrell not only shows you the different features and styles you can choose from, he explains the advantages and disadvantages of each so you don't make a mistake you'll regret later.


Darrell reveals his exclusive, patented, V-block bedding system, giving you an inside look at one of the most accurate mounting systems ever invented. This course doesn't end in the shop, we take you to the range to put the newly built rifle through its paces. Darrell covers proper procedures for barrel break in and sighting in so you can preserve the accuracy potential of your newly built rifle and covers proper cleaning techniques and methods in order to maintain that accuracy. 120 min DVD#3124 \$149 plus s/h

**SALE \$99!**



**Order Yours Today!**

**FREE SHIPPING ON ALL ORDERS!**



## Everything You Need to Know to Tune Up Your Factory Rifle and Save Hundreds of Dollars!

Before you go out and spend hundreds, or possibly thousands on a new custom rifle, squeeze all the performance out of the rifles you already own! Darrell Holland will show you how to cut your

group sizes in half or more by improving the rifles' function using existing parts and by employing the tricks of custom gun makers you can do yourself. Save big bucks by saving your existing barrel by recrowning, setting back and rethroating the chamber. When to do cryo work and stress relieving of the barrel and when to avoid it is explained. Also, how to add a heavy pinned recoil lug, blueprinting the action and lapping the lugs, bedding for 100% contact and all the details of perfect stock fit.

Also included are trick aftermarket parts that really work, proper barrel break-in techniques, fitting a special firing pin, trigger, bolt stop and why. Although most applicable to the Remington 700 and Winchester Model 70 rifles, which are covered in detail, many of the techniques can be applied to numerous other models as well.

DVD#3254 \$149 plus s/h

**SALE \$99!**



**Order Yours Today!**

THIS COURSE IS INCLUDED IN THE AGI MASTER LEVEL GUNSMITHING COURSE

# Be an AGI Certified Firearms Appraiser

## Make money appraising guns!

It is an absolute fact that hundreds of millions of dollars in guns will be sold, traded, or inherited every year for at least the next twenty plus years as the "Greatest Generation and Baby Boomers" retire or pass on. Many of these guns must be formally appraised for estate, resale, and tax purposes. This provides you with a little known opportunity. You can get paid for providing your "expert opinion of value" when you become a Certified Firearm Appraiser™ (CFA).

Here are just a few of the many opportunities:

- The IRS requires firearms that are a significant part of an estate be appraised for tax purposes. The same goes for collections of guns being donated to a museum, foundation, or non-profit as a tax deduction.
- Individuals who need money for retirement or need to raise cash have to know what their guns are worth so they can get a fair price.
- In the case of death, surviving relatives will often want to sell a deceased person's firearms, but have no idea of their value.
- In the case of bankruptcies, firearms are considered part of an individual's net worth, a certain amount of which, if properly documented, they get to keep.
- In divorce cases, the firearms owned will often have to be valued to allow an accurate division of the assets.

You will be able to help these individuals by providing your honest, educated opinion, and getting paid to do it. But, you must have the proper training and certification to be able to provide an expert opinion and keep yourself legal. We can help you achieve that expertise! We will teach you how to do research on each firearm and show you, step-by-step, real world examples as we appraise a number of different types of firearms and go through the entire process, filling out the copyrighted appraisal forms we developed exclusively for this course. These forms ensure that you do not leave out any critical details when you are making an appraisal.

AGI has developed this special course which will enable you to quickly become an AGI Certified Firearm Appraiser™ using knowledge provided from a panel of experts with well over 400 years of combined experience in collecting, appraising and selling firearms. You will instantly benefit from all of their experience, saving you years of trial, error, and frustration. The business lessons they share during these interviews are alone worth the entire investment in this course.

This complete course even covers how to market your services, so that estates, foundations, and attorneys can find and hire you.

**Think about all the additional business that could come from completing this course!** If you offer gunsmithing services many of these guns may need some restoration, customizing, or tuning.

Earn your CFA Patch & Certificate today!

Course includes over 17 hours of instruction on DVDs and audio CDs, online testing, certification, training manual, appraising worksheets, Certified Firearms Appraiser patch and a personalized certificate upon passing.

DVD #FAPCOURSE \$2,497 plus s/h  
ONLINE #FAPCOURSE \$2,497

**SALE \$1,997! SAVE \$500!**


**Watch a Preview of this Video Course!**

1-800-797-0867 • [www.AmericanGunsmith.com](http://www.AmericanGunsmith.com) • Use Code SPRING26OL to Unlock Discounts



Above: Carey Creech shows AGI President Gene Kelly some of the finer points of appraising firearms

Below: AGI President Gene Kelly with Greg Martin of Greg Martin Auctions



## You will learn from these respected experts:

**Jim Supica**  
Director, National Firearms Museum, NRA

**Steve Fjestad**  
Author  
"Blue Book of Gun Values"

**Greg Martin**  
Greg Martin Auctions

**James D. Julia**  
James D. Julia Auctioneers

**Carey Creech**  
Advanced Collector

**Gene Shuey**  
Master Gunsmith

**Jeff Taverner**  
Gun Slingers Auctions,  
Gun Slingers Gun Shop

**Hank Bauer**  
Bauer Auction Services

**Clark Ehlers**  
Rock Island Auction Company

**Marty Higgenbotham**  
Higgenbotham Auctioneers

**Jim Hinton**  
Sohn Associates, Ltd.

**Rick Jennings**  
The Gun Guy

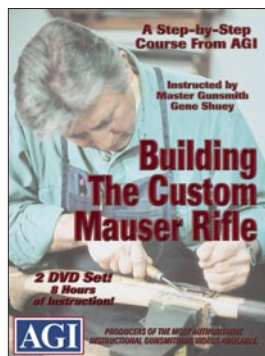
**Brad Simpson**  
Simpson, Ltd.

**Larry Wells**  
Old Barn Auction

**Gene Kelly**  
President of the American Gunsmithing Institute and the Gunsmithing Club of America



# Experience the Pride of Building a Heirloom Quality Classic Custom Hunting Rifle with Your Own Hands!



**After watching this course you will be able to convert a Mauser from an ugly old beater into a beautiful classic hunting rifle!**

AGI Master Gunsmith Gene Shuey will show you each step, from removing old parts, to installing and headspacing a new barrel. In this epic production you will see a solid old military 98 transformed into a classic hunting rifle. We start with two identical guns and then go through every single conversion step in detail. Actions, triggers, barrels, stocks, mounts, slings, sights, and custom accessories are covered in extensive detail.

First we provide you with a thorough discussion and identification of Mauser Actions. Then we teach you each of the following steps: selecting actions, removing the old hardware and barrel from the action using a barrel vise, considerations when selecting barrels, muzzle brake installation, installing, reaming and headspacing a barrel, custom floor plate installation, bolt handle modifications, installing sights and soldering, selecting a stock, inletting and contouring the stock, basic checking concepts, stock refinishing concepts and much, much more! **Over seven (7) hours! Over two years in development and production!**

DVD#3064 \$149 plus s/h

**THIS COURSE IS INCLUDED IN THE AGI MASTER LEVEL GUNSMITHING COURSE**

**SALE \$119.20**

**Watch a Preview of this Video Course!**



## Maintain your Mauser

An Armorer's Course on the Mauser '98 family of rifles ('91 - '98) featuring an expanded history section, as well as vintage collectables and accessories. Master Gunsmith, Ken Brooks is your instructor and has a "thing" for Mausers. He's been building custom, sporterized Mausers for years and loves the history of the Mauser line, so he was the perfect choice as instructor for this course.

This is an AGI Armorer's Course, so we cover the design and function using an AGI cutaway made just for this course and then we take you through the complete disassembly and reassembly, showing differences between models along the way. Ken uses samples of nearly every model from the '91 to the '98 and has a couple of pretty rare and collectable models!

We finish up by showcasing some original German collectables including rare paper ammo cases, ammo, training cards and manuals. 3 hours!

DVD#1434

\$49.95 plus s/h


**SALE \$29.95**

**Find out just how much this course covers! →**

**FREE SHIPPING**

**ON ALL ORDERS! Order Yours Today!**

**THIS COURSE IS INCLUDED IN THE AGI MASTER LEVEL GUNSMITHING COURSE**



## Blueprint Military Bolt Action Rifles - An Advanced Course!

**You can build an accurate, reliable, & customized military bolt-action rifle!**

This course is designed to teach you how to super tune all the popular military bolt actions including: Mausers, Springfields, Enfields, and Japanese Arisakas. Ken Brooks tells you which models are safe to build up and which ones aren't, including which work best with magnum cartridges. This course

focuses on tuning, strengthening, and accurizing the action for both reliability and function. Ken not only shows you HOW to perform each procedure, he also explains WHEN and WHY to do them.

He shows you how to: weld up the firing pin hole, reshape the firing pin, machine the bolt face and open it for magnums, super tune the extractor and make it "snap-over" for reliability, lap the lugs, extend the mag box for longer cartridges, install recoil shoulders in the magazine box, open the rails to feed magnum cartridges, fit the magazine for reliable feeding, and modify the front guard for bedding. Learn to flare the cocking piece runway, fit the bolt stop and ejector, do a trigger job, rebarrel and headspace.

Dozens of custom modifications are shown; some for reliability, others for accuracy, and many for personal taste. We show you how to perform procedures without expensive tooling and which tools are a "must have." 5 hours.

An excellent companion to the "Building the Custom Mauser" course.

DVD#3284 \$149 plus s/h

**SALE \$119.20**

**Watch a Preview of this Video Course! →**

**FREE SHIPPING ON ALL ORDERS!**



**All the Information You Need to Build a Beautiful Custom Mauser You'll Be Proud to Hand Down to Your Children!**

Get all the information you need for your Custom Mauser Build and save money with the Mauser Build Bundle.

#BUNDLE24 \$397 **SALE \$299!** #1434

|              |              |              |                |
|--------------|--------------|--------------|----------------|
| <p>#3064</p> | <p>#3284</p> | <p>#3244</p> | <p>#SDSRVD</p> |
|--------------|--------------|--------------|----------------|

**SAVE \$178 WHEN YOU BUY THE MAUSER BUNDLE!**

**Check out the Gorgeous Persian 98/29 Mauser Jim built with the help of AGI's Building the Custom Mauser Rifle Course!**




FREE SHIPPING  
ON ALL ORDERS!



# Your Friends Will

## Drop When You Bring Your Customized Ruger® 10/22® to the Range!

### Change YOUR 10/22 into the Coolest Looking and Most Accurate Rifle



The 10/22® is a good looking firearm and can be used for many applications. It is a great plinking rifle, target rifle, and it is ideal for teaching someone to shoot without developing bad habits. One of the best things, it can be customized to your heart's content!

There are so many aftermarket parts and products manufactured for this gun, it can make your head spin. This course is fun and will show you many of the possibilities available to you. And who better to teach us the fun side of building guns than Jack Landis, as he is genuine, enthusiastic and "no holds barred" in his opinions!

Jack starts with showing many finished configurations of the gun to get the creative juices flowing. Then he methodically moves on to the various parts of the firearm that can be customized. He takes a look at the heart of the gun, the receiver (or action). There are so many choices and variations to see in the way of actions.



You will be making choices to build a tactical, hunting or target gun. Jack explains the attributes of various barrels, stocks, trigger housings, scopes, magazines, as well as individual parts that will enable you to make informed decisions about the type of gun you want to build.

Jack also spends some time at the mill and lathe showing us how to include some practical modifications, like boring/drilling/tapping rear cleanout holes in the receiver, squaring up the bolt face/adjusting headspace and even how to do a trigger job.

DVD#3454 \$97 plus s/h

**SALE \$69!**

**Order Yours Today!** →




### AGI student builds an absolutely stunning custom Mauser hunting rifle with the help of AGI instructional videos. He says you can too . . .

" . . . I have been a life long subscriber to Rifle Magazine and have lusted after the beautiful firearms that have been portrayed in their "Custom Corner." So, I decided I would attempt to build my own custom rifle.



Just gorgeous!



I began to look around for a resource where I could learn how to do just that. Going to one of the gunsmithing schools was out of the question considering I wanted to do this as a hobby, not as a profession. I read/heard about your company and decided to take a chance. I ordered the "Building the Custom Mauser." I purchased a Persian 98/29 Mauser rifle and began work.

**I wanted to tell you I have watched that series over ten times all the way through.** Mr. Shuey is a disciplined instructor, not given to over statement. For the beginner, these videos are so helpful as they walk one through the entire process of building a custom rifle. Then I purchased the Rust /Nitro Bluing. **I have just completed all of the metal work (bottom metal, action, bolt and barrel) and I gotta tell you, it is beautiful!**


I could never have afforded to purchase a custom rifle of this quality. Yet, **with these videos, I have been able to produce beautiful work. This is not a testimony to my own efforts. Rather, this is praise for the ability of these videos to provide instruction in such a way, that a beginner like me can turn out decent work.** In the hands of a patient and diligent person, these videos bring the possibility of the custom rifle into the reach of people like me. For that I wish to thank you and your organization for providing me with this service.

**I got more than I bargained for from your video courses!"**

Sincerely yours, Pastor Jim Pimentel

Jim proudly displaying his beautiful custom mauser.


Jim ordered course #3064 on DVD.  
You can see that course on page 28.  
**\$149 plus s/h**



**Build a G-3, HK-91, & CETME Rifle!**  
John D. Bush takes you step-by-step through the process of building an ATF approved G-3 semi-auto rifle. Includes what parts you need to change to stay legal! Detailed coverage of the barreling process, headspacing, parts identification, and parts inspection. Both the stamped steel and forged aluminum receivers are shown and demonstrated. 92 min.

DVD#3154 \$59.95 plus s/h  
ONLINE#3154OL \$49.95


**SALE \$39.95!**



**Increase the Accuracy of Your Rifles by Creating a Rock Solid Bedding Platform!**  
Master rifle builder Darrell Holland explains and demonstrates the step-by-step process of making, converting, and installing pillars to create a rock solid bedding platform which will increase the accuracy of your rifle. 120 min.

DVD#3114  
\$129.95 plus s/h


**SALE \$103.96!**



**Make your Firearms Look Brand New by Refinishing the Stocks!**  
Master Gunsmith Gene Shuey teaches you how to strip off the old

finish, remove dents, fix cracks and scratches, preserve checkering, sand and fill the grain, and apply a new custom oil finish. Special techniques for getting the correct color stain and the proper way to apply and treat the finish are shown. The end result will be a beautifully finished stock. 2 hours  
DVD#SDSRVD \$69.95 plus s/h

**SALE \$39.95!**




**Do you know what the Difference is between Quality and Junk?**  
A high quality scope that will hold zero and has the proper magnification and reticle is one of the most important components to building an accurate rifle. Master Riflesmith Darrell Holland provides detailed information so you can make an informed choice and save money. Dozens of models and types are featured and proper mounting techniques are shown.

Numerous questions are answered such as: What is the best reticle type for you? What do you look for in construction and optics? How do you distinguish quality from junk - regardless of price? Save hundreds or even thousands of dollars on your next scope purchase by watching this course!

DVD #3194 \$49.95 plus s/h

**SALE \$19.95!**



**THE HISTORY OF SMITH & WESSON** Famed S&W Historian Roy Jinks tells you how particular guns got made, why particular guns got made, and whose ideas they were. See an extensive collection of rare S&W pistols, photos and documents and go on a private guided tour of the S&W Factory Museum. 109 min.


DVD#2154 \$59.95 plus s/h ONLINE #2154OL \$39.95

**SALE \$29.95!**  
DVD OR ONLINE STREAMING

**Build Your Own M1-Garand!**

Master Armorer and International Firearms Expert John D. Bush demonstrates step by step: identifying, sorting and selecting parts and receivers, checking parts for wear and fit, and the barreling and headspacing process. Along with total assembly and final fitting is a discussion on how to identify parts by manufacturer, interesting facts, and bits of history. 109 min. DVD#3144 \$59.95 plus s/h  
ONLINE#3144OL \$49.95

**SALE \$39.95!**




**Get more Accuracy out of your Rifle with a Properly Bedded Action!**

AGI has created the definitive how to instructional course on glass bedding. Covers all types of stocks including composite, wood, and plastic. The secrets of accuracy are explained along with tips on strengthening your stock. 105 min.

DVD#SGBDVD \$59.95 plus s/h

**SALE \$39.95!**



**THE COURSES SHOWN ON THIS PAGE ARE ALL INCLUDED IN THE AGI MASTER LEVEL GUNSMITHING COURSE ON PAGE FIVE.**

LEARN MORE ABOUT JUST HOW MUCH THESE COURSES OFFER AND WATCH VIDEO CLIPS AT [www.AmericanGunsmith.com](http://www.AmericanGunsmith.com) OR SCAN THE QR CODE HERE →




**Professional Gun Cleaning Secrets Revealed! - Tricks, Tips & Techniques**

Pistols, revolvers, shotguns, and rifles are all covered in detail. Learn information that only one in a hundred gun owners knows. Avoid damage and protect your firearms by learning what equipment is best, types of cleaners and lubricants, and when and why to use them. Plus lead removal,



bore inspection, and specialty products available to make the job easier. Fast and easy methods demonstrated. DVD #3034 \$39.95 plus s/h

**SALE \$19.95!**



**You Can Repair and Shoot that Old Family Heirloom by Properly Relining the Barrel!**

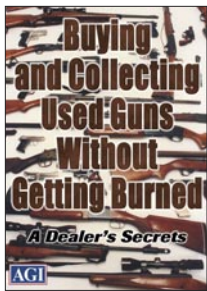
Using an old Savage Favorite .22, Ken Brooks clearly shows you how to bring old rifles that have been relegated to hanging on the wall back to fun and accurate shooting condition.

Master Gunsmith Ken Brooks demonstrates and explains everything you need to know.

How to determine if it is safe to reline the barrel, barrel liner selection, boring out the barrel, liner installation, extractor fitting and more. For just a few dollars you can restore these old guns and enjoy shooting them again, without having to install a new barrel. This process is applicable to hundreds of models of .22 LR, obsolete pistol caliber or low power rifles such as the .25-20, .32-20, .38-40, .44-40, etc.

DVD #3394 \$69.95 plus s/h

**SALE \$49.95!**




## Buying and Collecting Used Guns Without Getting Burned

Don't buy another pistol, rifle or shotgun without watching this video first! This AGI course will save you time, money and you won't end up getting burned. DVD #3024 \$39.95 plus s/h  
ONLINE #3024OL \$29.95

**DVD OR ONLINE**  
**\$19.95!**

THIS COURSE IS INCLUDED IN THE AGI MASTER LEVEL GUNSMITHING COURSE




## Learn the How and Why! Design and Build Your Own Cartridges.

This course is instructed by Custom Gunsmith Fred Zeglin, renowned cartridge designer and builder of the well known Hawk series of cartridges. Fred will get you on the road to a thorough understanding of Wildcats and Wildcatting. This course takes you smoothly from the dreamin' up and

design phase through the actual case forming and chamber reaming stages. If you can run a lathe, you will be able to make your own reamers after watching this detailed course! How to do ballistic research and the software programs that are available to help you design your cartridge case are all covered. 2+ hours. DVD#2174 \$79.95 plus s/h  
ONLINE #2174OL \$69.95

**SALE \$59.95 DVD OR ONLINE**



## Have you ever Wanted to Build a Legal AR15 from a Kit?

Learn the easy way without making common costly mistakes. Using parts from several of the top AR15 manufacturers, Robert Dunlap takes you through the entire process of building up a lower receiver from scratch. Includes parts identification, installing and fitting all the parts, head spacing the barrel,

final assembly and tuning. A number of aftermarket accessories are covered along with examples and demonstrations of the tools required to make the job easy. Plan to start your project today by ordering this course. This course will save you time and money by avoiding common mistakes. DVD#3234 \$59.95 plus s/h

**SALE \$39.95!**



## Learn to quickly range and hit a target from 400 to 1000 yards and beyond!

Long range shooting expert Darrell Holland takes you through a course of instruction guaranteed to improve your long range shooting skills. The initial discussion focuses on the rifle, ballistics, cartridges, and bullets. Judging range and equipment calibration are covered, along with a selection of optics and range finders. Shooting techniques are covered from the point of both a hunter and a tactical shooter.

DVD#3224 \$59.95 plus s/h

**SALE \$39.95!**

**FREE SHIPPING ON ALL ORDERS!**

## 2 Methods to Install a Recoil Pad!

Dig out that old shotgun or rifle that has a cracked or rotten recoil pad and professionally replace it. Several fixtures are shown and it includes adjusting stock length, how to avoid mistakes, repairing oversize stock holes, grinding and sanding pad to contour and shape.

DVD #3244 \$59.95 plus s/h

**SALE \$47.96**




## Master Hunter Darrell Holland Shares His Secrets! Applicable to All Types of Hunting!

In this comprehensive course Darrell shows you every angle and every step you need to know in order to call coyotes successfully. Camo, scents, callers, cover, stalking, ambush techniques, calling techniques, tracking, shooting positions, reading terrain, calibers, cartridges and more are covered.

**FREE SHIPPING ON ALL ORDERS!**

Darrell shares his secrets, "I want to show them what to do, how to do it and tell them why it works." If you really want to be successful hunting watch this video. You WILL learn how to call coyotes and you will become a Master Hunter! DVD#6014 \$49.95 plus s/h


**SALE \$29.95!**



## If You want to Build a Tactical Shotgun - This is the Course for You!

This course begins with a discussion of accessories and options available, then breaks down the actual work into its basic steps. Gene Kelly shows what modifications are actually worth doing and have value, what is legal and what generally is not. Basic tuning and reliability modifications are covered in detail. Learn to measure the barrel and how to properly shorten and crown it, install sights, drill and tap for screws, refinish your gun with Gun Kote, a tactical finish, and too much more to list here!

DVD#3274 \$49.95 plus s/h



**SALE \$29.95!**

## TERRORIST ATTACK: You have your pistol.

**You have one second. What do you do?!** Taught to the MOSSAD!


Learn how to confront a threat, concealed carry and weapon control, reduce your silhouette, proper footwork to ensure stability, and how to win in a street fire fight against multiple threats. DVD#3014 \$49.95 plus s/h

ONLINE #3014OL \$49.95

**SALE \$29.95!**

**DVD OR ONLINE**

SCAN THE QR CODE TO LEARN MORE ABOUT JUST HOW MUCH THESE COURSES OFFER AND WATCH VIDEO CLIPS →



**Become A Certified Professional Gunsmith and Get FREE BONUSES WORTH \$1000s!!**

Call to Speak to an AGI Student Advisor Today at 800-797-0867

**This is a Limited Time Offer! Call Now!**

# AGI instructors have more than 500 years of combined experience teaching gunsmithing!



Senior Instructor - Master Gunsmith Robert Dunlap "Bob" Emeritus - 30 years teaching Gunsmithing at Lassen College Gunsmithing School while operating a full service gunsmithing shop.



Ken Brooks Master Gunsmith - graduate of Lassen College under Bob Dunlap and owner/operator of Pacific International Service Company. (PISCO Gunsmithing)



Master Gunsmith, Retired 30+ year veteran of the Sheriff's Department, where he was the Chief Armorer and Training Officer. He has over 40+ years of gunsmithing experience.




Fred Zeglin - Master Gunsmith, cartridge developer, and founder of 4D Reamer Rentals, which supplies gunsmiths with precision tools they can rent rather than purchase.



Darrell Holland Master Gunsmith - renowned rifle builder, shooting instructor, and holds numerous patents for hunting and gunsmithing products.



Robert Rizzetto - Credentialed Welding Instructor and a master at the art of welding. He has over 40+ years of experience in the welding trade.



T.R. Graham, Emeritus - NRA Certified Pistol Instructor and worked in all facets of the civilian firearms industry including research and development.



Robert Dunn - Certified Gunsmith, firearms builder, AGI video producer, author, GunTech and GCA moderator and contributor, avid shooter and hunter.



Gene Shuey Master Gunsmith - known for custom 1911 pistols and Glocks that are truly Functional Art. A Master of old school finishes and firearm restoration.



John Bush - Master Armorer and renowned expert on U.S. and Foreign Military firearms.



Jack Landis, Emeritus - Gunsmith, Firearms Technical Advisor, GunTech Video Magazine Editor & multi-tour Vietnam Veteran.



Gene Kelly, - Certified Gunsmith, founder & President of the American Gunsmithing Institute & graduate of the Lassen College Gunsmithing School.

**AGI Has Been Preserving Freedom, One Gun At A Time . . . Since 1993!** The American Gunsmithing Institute was established to preserve the Gunsmithing Arts and train new generations of AGI Certified Professional Gunsmiths. AGI provides detailed instruction in Firearms Design, Function, and Repair on video, so an individual can study and learn professional gunsmithing from home at a lower price while still continuing to work and provide for their family. To learn more about AGI and our esteemed instructors scan the QR or go to:

<https://americangunsmithinginstitute.net/our-team/>



## REDUCE RECOIL & INCREASE ACCURACY!

Premium Gunsmithing Parts, Accessories, and Tools for Shooters, Hunters, and Gunsmiths.

### Super Tune Your Rifles!

To order Holland's Products call **541-439-5155**

or go to: [www.HollandGuns.com](http://www.HollandGuns.com)  
Must use code on back cover to activate discount



Signature Series Pillar Bedding Columns **20% Off**



Signature Series Scope Levels **20% Off**



Quick Discharge™ Muzzle Brakes **20% Off**



Remington 700 Spring Kits **20% Off**



Competition Recoil Lugs **20% Off**



Radial Baffle Muzzle Brakes **20% Off**



Signature Series Fiberglass Stock Packages ~~\$997~~

**INVENTORY REDUCTION SALE!**

**SALE \$599!**



Limited number of Stock Packages Available! Scan the QR to order now!

For more details on these fine products go to pages 14 & 15.



# Become an AGI Certified Cowboy Action Armorer!

## Repair and Tune Cowboy Action Guns!

3 BONUS COURSES! →

This course covers the common cowboy action revolvers such as Colt and Ruger® single actions, lever action cowboy rifles such as the Winchester '92, '94, 1866, 1873, 1876, 1886, the Marlin '94 and '95, the classic Winchester 97 pump shotgun, and all of their clones and copies.



The course covers tuning the Single Action Revolver for speed shooting and contains three bonus DVDs. These additional lessons cover gated and non-gated conversions of Colt and Remington percussion revolvers to cartridge (with and without a mill), and an extensive smooth and tune of the Marlin '94. Trigger jobs are covered as well and are applicable to all cowboy lever guns.

DVD OR ONLINE STREAMING

Included is a great "How-to" Cowboy Action Shooting Course featuring Two Time World Champion Lefty Longridge. This SASS and Cowboy 3-Gun World Champion (AKA Sergeant Joe Alesia, Los Angeles County Sheriffs Deputy, Tactical Instructor and Training Supervisor) takes you through a basic training course in this popular sport.

Joe goes into serious detail about the history, clothes, equipment, and match action in cowboy action shooting. You will get a champion's, and highly sought after trainer's, tips on selecting guns and leather, as well as the actual shooting. Learn the proper stance, sighting, grip, trigger control, and target engagement and how to overcome the most common impediments to competitive scoring.

Course includes: 7 Armorer's Course DVDs, 3 Bonus DVDs, testing, certificate and Cowboy Action Armorer's Patch issued upon successful completion of testing.

Certified Cowboy Action Armorer's Course on DVD


#CCACOURSE \$797 plus s/h  
**SALE \$397!**

ONLINE Certified Cowboy Action Armorer's Course  
#CCACOURSEOL \$597

THIS COURSE IS INCLUDED IN THE AGI MASTER LEVEL GUNSMITHING COURSE



Earn your Cowboy Action Armorer's Patch today!



Watch a Preview of this Video Course! 3 BONUS COURSES! ↑



# Make Your Own Custom Leather Holsters - Even If You've Never Worked With Leather Before!

Your instructor, Chris "Slickbald" Andre, is an award winning professional leather artist. Chris works mostly in Cowboy Action and Concealed Carry gun leather. He is an active and competitive member of SASS and Cowboy Action Fast Draw, and a lifetime competitive shooter.

Chris guides you through the entire process of creating three different leather holsters, one for Cowboy-style action shooting and two for daily concealed carry.

**SALE \$197!**

When you complete this course, you will have all the knowledge and skills you need

to create any type of leather holster using existing patterns or by creating your own custom designs. You will be continuing a time honored tradition of over 100 years using the same materials and techniques. 7 hours!

DVD #LHMC3504 \$297 plus s/h



**FREE SHIPPING ON ALL ORDERS! Order Yours Today! →**

## Best advice I ever took - so glad I did this!

"On October 27th I signed up for the AGI Level One Professional Gunsmithing Course and, on your advice, decided to go with the monthly plan to get things going. (best advice I ever took)

Once I received the FFL package from you guys, I filed for my LLC (Cowboy Action Customs LLC), got approval 11/19/25 and state approval for d/b/a (Cowboy Action Customs), mailed my FFL application the Wednesday before Thanksgiving, FFL licensing center started my application 12/3/25, had my in person interview and inspection today, everything went through great and I'll get my license in the mail soon she says.

The company I work for is shutting down and will be paying for my additional training. So, I will be able to bump up to the AGI

Level Two Gunsmithing Course soon! Shutdown for the company is scheduled for April 10. So glad I did this!

You guys are awesome. Thanks so much for your help, time, and advice. **Unbelievably, I have somehow managed to open a retail gun shop with gunsmithing services seemingly overnight.**

I feel like I am literally in an AGI promotional video, excuse the language, but this is F@#\*king crazy! You can forward this to whoever you want.

Gary thanks so much! Talk to you soon! If I hadn't taken your advice to get this going I would be months behind of where I am! Thanks!"

John Clement, Cowboy Action Customs, South Barre, VT, Professional Gunsmithing Level One Course

# AGI is the #1 Highest Rated Gunsmithing School in the Nation! Recognized for Outstanding Customer and Student Satisfaction with our Training and Customer Service!

*Rated by what truly matters - actual online reviews  
on Google from AGI Gunsmithing Students and Customers.*

**"I am writing to you today so you know exactly how successful your program actually is.** As you already know, I have opened my own gun store and gunsmithing shop because of your video program. In addition to that I was recently hired by the Winchester Police Department to do the maintenance on their service pistols. I was honored they had the confidence in me to take care of such vital tools for their job. Don't know what I would have done without AGI! Thank You Gene!!"

Vinny Cedrone,  
Shawsheen Firearms

**"Could not be more happy with my decision to go with AGI for my education.** I started to make money earlier than expected just after starting and acquiring my FFL following the advice from Gene, and have had many more options open up. Do not hesitate to go with them! It is a mistake if you wait, and, you are losing potential income." Charles Moody

**"AGI is a great way to get into gunsmithing the right way.**

The videos give you the knowledge you need to start your own gunsmithing business like I have. Going on seven years of success." David Borum, D&W Gunsmithing, Maryville, TN

"I would highly recommend anyone interested in becoming a professional gunsmith, starting a home based business or just a being a hobby gunsmith to enroll in one of these AGI programs. You will learn so much on design, function, repair, and customization from many of the best master gunsmiths in the business.

Importantly, you will be able to do it all at your own pace. **Because of AGI, I was able to start my own shop with the knowledge, confidence, and resources to be a successful Master Gunsmith. It can change your life. Thanks, AGI!"**

Jason Graham, Simpsonville, SC  
Master Level Gunsmithing Course



**"There isn't a better school out there.** Opened my shop about six months ago after completing my Master Gunsmith Course. Since then I earned my Appraiser Certificate. Business is steadily growing both in gunsmithing and appraising. Going to send my son-in-law through the Masters Level Gunsmithing Course.

I am currently the gunsmith for a police department and an indoor gun range. **Have had over 100 firearms come into the shop and all were different models; rifles, pistols, and shotguns. Haven't had a problem diagnosing, repairing, disassembling or reassembling any of them thanks to the education received from AGI.**

The only regret is not pulling the trigger and taking these courses earlier. Planning on taking more courses in the near future to enhance my portfolio." Allan C.

**"I started AGI a couple of years ago and now I can see myself realizing my dream as a real Gunsmith.** It's not easy at first, but it's worth it. This isn't spoon fed adult day care like my previous years in college, it helps to be a self starter.

**"My only regret is that I waited this long to get the pro course. Now I can see myself, not hoping, but knowing it will happen."**

David Orosco

**"I was blown away by the amount of knowledge.** As a prior service marine who had plenty of background in firearms. I was blown away by the amount of knowledge I was yet to learn. It truly opened my eyes to all the different types of systems I had yet to come across and the different ways to diagnose these problems."

Thomas Patrick, Mizpah, NJ

**"I love AGI training videos and professional courses.** The instructors are awesome and the material is very informative. Thanks a ton!" Kurt Blackburn, Blanding, UT  
Professional Gunsmithing Level 2 Course




Visit [www.AGiReviews.com](http://www.AGiReviews.com) or scan this QR code to see video interviews with AGI students and read their testimonials.

**AGI has trained more WORKING Professional Gunsmiths than any other school!**

# If You are Serious about Professional Gunsmithing, You Need this Advanced Course on Trigger Jobs and Systems.

## How to do a Safe and Proper Trigger Job on any Firearm!



AGI's philosophy is that you can't fix it unless you truly understand how it works. Robert Dunlap will take you step-by-step through the 14 major types of trigger systems that represent the majority of all systems utilized in most firearms.

Extensive detail is given on each system using large mock-ups to clearly represent how each system works along with discussions and examples of other firearms that use the same or

a very similar system. In addition, a "hands-on" trigger job is performed on each specific model covered. Detailed information on more than 28 models of firearms. Includes:

- S&W Auto Pistols
- S&W Revolvers
- Colt Double Action Revolver
- Erma Pistols
- M-1 Carbine & Garand
- Colt 1911 Auto and all clones
- Single Action Trigger Systems: Positive, Negative & Neutral (hammer and sear engagement), Weight (trigger pull), Creep (trigger travel)

**FREE SHIPPING ON ALL ORDERS!**

- Military 2-Stage Triggers: Enfield SMLE, M98 Mauser, Springfield 1903, Brno .22, Spanish Destroyer
- Mauser (M92 through M98)
- Winchester 150, 155, 170, 175, 190, 250, 255, 270, 275, 290, 1200, 1300, 1400, 1500 and all variations
- Remington 870, 552, 572, 740, 742, 760, 7400, 7600 and all variations
- Ruger® 10/22®
- Winchester M70 (all M70s)
- Walther .22 Rifles
- East German .22 Rifles
- Tools and Equipment
- Triple Sear: Remington M700, AR15, Ruger® Mini-14®, M-1, AK47 clones, SKS
- Double sear systems: design and adjustment



THIS COURSE IS INCLUDED IN THE AGI MASTER LEVEL GUNSMITHING COURSE

DVD#3054 \$797 plus s/h  
8 hours of instruction!



**Scan the QR to order this Advanced Course Now!**  
Must use code on back cover to activate Free Bonus

**FREE BONUS! WHEN YOU ORDER THE ADVANCED TRIGGER COURSE - 7 MORE FREE TRIGGER COURSES! A \$400 VALUE - FREE!**



## A Lousy Factory Trigger Pull can Certainly Ruin the Fun and Accuracy of Shooting. Learn How To Improve Your Guns step-by-step with these Individual Trigger Courses.

Got a rough or heavy trigger pull? Improve your accuracy by modifying your trigger to break clean with a smooth light pull. Every detail is explained step-by-step. Improve your guns with this straight forward series of courses that teach you the secrets of doing a professional trigger job for your specific model of firearm.

Join AGI's Master Gunsmith Robert "Bob" Dunlap as he shows how each trigger system works and why. Follow each step as he uses common tools to smooth the actions and shows how you can enhance the performance of many of today's popular firearms.

**Each one hour trigger course shown above covers one specific firearm and is FREE when you purchase the AGI Professional Trigger Jobs & Systems - An Advance Course! Act Now!**



# AGI Student builds Guinness Record Breaking Rifle! Accurate to 4300 meters (2.7 miles)!

"I wanted to thank all the staff at AGI for everything you have done to ensure your training is the finest available. I am a retired and 70% disabled veteran who spent 22 years in the US Army working in various areas of weapons maintenance. I had a vast amount of experience with current military arms, but I had zero knowledge of civilian firearms. I enrolled in the AGI Advanced Master Level Gunsmithing Course. In February of 2016 I opened my own shop, Blackstone Valley Precision.

Since that time lessons learned from your instructional videos have been invaluable. **I keep the DVDs close at hand to help refresh my memory** on each individual gun I'm working on. In addition to the repair videos, the Business Success Toolkit and additional bonus educational videos on rifle tuning and accuracy enhancement have made a world of difference. **They provided the knowledge necessary for me to build a financially viable business in less than one year. But, it doesn't end there.**

Most notable for me was when a customer approached me about building him a custom rifle. Unlike previous custom rifle builds, this one had only one purpose, to establish the Guinness world record for long distance shooting. He wanted a rifle capable of hitting a one MOA target, three times consecutively at 4300 meters! He was asking me to build a gun that would accurately shoot 2.7 miles!

Working from scratch, and **using all the knowledge provided in the lessons from the Advanced Master Gunsmith course I was able to build that rifle.** But the icing on the cake, is that on June 5th, 2017 Adam Kodra used the rifle I built to establish a recognized world record. On his first practice session, firing from a cold bore, his first round hit the target, he followed up with two more consecutive hits - sealing his place in the record books.

**I can't thank AGI enough for providing me with the knowledge necessary to make that happen, not to mention aiding me in setting up a business that is providing for my family."**

Nathan Allen, Blackstone Valley Precision, Tomah, WI

**Here are the numbers to back up the picture:**

- The rifle weighs 36 lbs and measures 62.5" long.
- The scope is a 35mm tube 7-35X50 Nightforce scope.
- I used a Lilja 1:11 twist barrel chambered for 416 Barrett (a necked down 50 BMG cartridge).
- The bullet is a custom made 440 grain solid brass bullet that leaves the muzzle at 3350 FPS and reaches the target at 350 FPS.

## AGI Student Testimonials

Can AGI courses really change your life? Don't believe us? See what our students have to say!



[americangunsmithinginstitute.net/testimonials/](http://americangunsmithinginstitute.net/testimonials/)

### I feel this is the best school out there!

"I took another school prior to AGI and it was nowhere near how much I have learned with AGI. Learning design, function and repair has helped me feel comfortable repairing any gun that has come into my shop.

I always break out the videos and refresh myself with each gun I am working on. It is amazing how AGI has set up these courses. As you go along each course, it builds on the knowledge of how things function.

**The other thing I love is GCA. Being able to get on the GCA Member's Only Website and discuss things in "Ask the Pros" has helped so much. There are so many members and instructors so willing to help out. I love this community!"**

Glade Ridd  
Sandy, UT

### Thank you for providing top-notch education on firearms!

"Having been a gun enthusiast for many years, I decided to increase my knowledge of firearms. I initially tried a "book school," which proved to be a waste of time. Fortunately, I stumbled upon your website and ordered the AGI Introductory Course, followed by the Practical Gunsmithing Course and several Armorer's Courses.

**The deeper I delved into your courses, the more impressed I became.** The Master Gunsmith Course, in particular, has been exceptionally informative and comprehensive. The instructors, including Bob Dunlap, Gene, Darrell, and T.R., are highly knowledgeable and make learning enjoyable.

I am in the process of buying and repairing used guns, aiming to open a part-time shop in the future. **The AGI courses have given me the confidence to pursue a new career at the age of 53, and I am genuinely looking forward to the future.** Thank you, AGI, for providing top-notch education in firearms."

Steve Southwood, Mercure Enterprises, Evanston, IN  
Master Level Gunsmithing Course

# Follow This Path To Your New Gunsmithing Career: ↘

## Check out these **FREE** Gunsmithing Training Resources

### Watch and save this important information!

The American Gunsmithing Institute (AGI) is the World's premier and most comprehensive self-paced, home-study, video instruction based Gunsmithing School. **We have trained more Successful Professional Gunsmiths than any other Gunsmithing School.**

To learn more about how to become an AGI Professional Gunsmith, what tools and training you actually need, and to see if you qualify, watch these **FREE Video Resources** and take the Self-Assessment Survey. These video based training courses are infinitely superior to what you would learn at any campus based school and include:

- Firearms Design, Function and Repair Training for Pistols and Revolvers, Shotguns of all types, Rimfire and Centerfire rifles and numerous Gunsmithing specific skills.
- Complete Machining, Welding, Advanced Customizing, and Gunsmithing Business courses.

If you have any questions at all, don't hesitate to call and speak with an AGI Student Advisor at 800-797-0867.

Take advantage of this important **FREE** Information and access these How To Become a Gunsmith Resources now at: [www.AmericanGunsmithingInstitute.net/courses](http://www.AmericanGunsmithingInstitute.net/courses) →

# #1

### **FREE** Video Introductory Gunsmithing Lesson!

Watch samples of course instruction on video, tour an actual Gunsmithing shop and get information about what it takes to become a Certified Gunsmith:  
[www.GunsmithingCourse.com](http://www.GunsmithingCourse.com)

Watch the Video!



# #2

### **FREE** Webinar - The 7 Steps to Becoming a Certified Gunsmith

[www.GunsmithingWebinar.com](http://www.GunsmithingWebinar.com)

Watch the Video!



# #3

### Take this **FREE** Gunsmithing Self-Assessment Survey!

Are you Ready to Become a Gunsmith? Do you Qualify? Find out now by taking this Gunsmithing Self-Assessment Survey.

[www.GunsmithAssessment.com](http://www.GunsmithAssessment.com)

Take the Survey!



## AMERICAN GUNSMITHING INSTITUTE

### Our Mission Statement:

The American Gunsmithing Institute was established to preserve the Gunsmithing Arts and train new generations of AGI Certified Professional Gunsmiths.

AGI provides detailed instruction in Firearms Design, Function, Repair, and Customizing, on video, so an individual can study and learn professional gunsmithing, even from home.

AGI, Preserving Freedom One Gun At A Time  
... Since 1993!

### I Love The Cutaway Guns That Show A Lot More Detail!

"I have really enjoyed and learned a lot from the videos, and after seeing some of the examples of other internet based schools, I love the fact that you use the cutaway guns that show a lot more detail. I especially like the sections at the end of each chapter that go into tricks, tips, and different ways of repairing guns.

Although due to some health problems I have been a little slow getting through the videos and taking the exams I am still very interested in becoming a gunsmith. Thank you for all your support and the work that went into these lessons. It really is appreciated by those of us that have not had experience with a lot of these guns."

Tom Emery, Dallas, GA  
Professional Gunsmithing Level Two Course

### AGI Student Testimonials

Can AGI courses really change your life? Don't believe us? See what our students have to say!

[americangunsmithinginstitute.net/testimonials/](http://americangunsmithinginstitute.net/testimonials/)



# DVD vs Online?

## Are DVDs Better Than Online Streaming For Gunsmithing Training?

AGI offers Certified Professional Gunsmithing Courses both on DVD and through online streaming. In my opinion, the DVD option is better than the online streaming option. Let me tell you why . . .

An advantage to online streaming is you can study anywhere if you have access to the internet. A disadvantage is the information can be blocked by an internet service provider or impossible to access if the web is down.

But, to me, the bigger problem with online streaming of instruction is, if you are like me, when you go online to look something up, you often get distracted by all the "breaking" news and general click bait on social media. You go online to look something up with the intention to watch a specific video and learn something. The next thing you know you're watching dancing cats and stupid people tricks on YouTube and you've unintentionally wasted hours of your time. I don't know about you, but I'm hugely susceptible to these distractions. They steal my time and probably yours.

With the DVD version you're not connected to the web, no one can block you, and you are focusing ONLY on learning with no distractions. This is a significant benefit when you are trying to learn something as serious as gunsmithing. You just have step-by-step continuous instruction where each section flows smoothly into the next.

Some people no longer own DVDs because they see them as clutter and think they're outdated. But, when it comes to education, DVDs are the superior and more effective learning option than online streaming. **I BELIEVE THIS SO MUCH WE CURRENTLY PROVIDE A FREE PORTABLE DVD PLAYER WITH ANY PAID IN FULL ENROLLMENT IN ANY LEVEL OF THE AMERICAN GUNSMITHING INSTITUTE'S PROFESSIONAL GUNSMITHING COURSE ON DVD.**

The most important reason for my preference of the DVD format is, you can access the DVDs to review the material whenever you need it. Our DVDs will form a lifelong "Living Library" you will be able to refer to for the rest of your career and life. Our instructors are essentially available to you 24 hours a day, 7 days a week. And, with the free portable DVD player we offer, you can study anywhere at anytime.

AGI strives to provide what our students and customers need. We offer both DVD and online streaming of our courses so you can choose what works best for you. Can you see yourself in your shop watching the videos and working on guns? Now is the time to get the skills to be a Certified Gunsmith! Enroll in the AGI Certified Professional Gunsmithing Course today. Online streaming or DVD, whichever is best suited for you. Call 800-797-0867 to get more information.

Sincerely,  
Gene Kelly, President of the American Gunsmithing Institute and the Gunsmithing Club of America



**Become A Certified Professional Gunsmith  
and Get FREE BONUSES WORTH \$1000s!!**

**Call to Speak to an AGI Student Advisor Today at 800-797-0867**

**This is a Limited Time Offer! Call Now!**

**THE FINE PRINT:** Promotions cannot be combined with any other offers or discounts. Promotions cannot be applied to any previous sales or offers. Promotions subject to change, while supplies last. Promotions and offers exclude monthly payment plans. Professional Course promotions apply to paid-in-full tuitions only. Free standard service shipping applies to continental USA only. No free shipping outside the continental USA. \*Online courses consists of video access and online testing and certification only. Online courses include one year of complete online access with option to continue access after one year. No additional discounts or offers can be applied to online courses. No sales to anyone under 18 years of age. The American Gunsmithing Institute is not directly controlled, endorsed, or affiliated with any firearms manufacture. Our courses are independently created and developed.

*The American Gunsmithing Institute is a private proprietary institution approved to operate in California by the California Bureau for Private Postsecondary Education. Approval to operate means the Institution is compliant with the minimum standards contained in the California Private Postsecondary Education Act of 2009 (as amended) and Division 7.5 of Title 5 of the California Code. The Bureau can be reached at Bureau for Private Postsecondary Education, P.O. Box 980818, West Sacramento, CA 95798-0818, [www.bppe.ca.gov](http://www.bppe.ca.gov), toll-free telephone number (888) 370-7589 or by fax (916) 263-1897. The American Gunsmithing Institute is a non-accredited, non-degree granting proprietary school; therefore certificates of this Institute are not recognized by the US Department of Education. All courses are distance education only. For more information see school catalog on our website: [www.AmericanGunsmithingInstitute.net](http://www.AmericanGunsmithingInstitute.net)*

# Test Drive the **Fast Start to Gunsmithing Package** and **GET FREE TOOLS!**



You don't need to go it alone! Join the Gunsmithing Club of America (GCA) and get ongoing Gunsmithing Instruction and Support from AGI Certified Professional Master Gunsmiths and Fellow Members!

Receive GunTech print magazine in the mail along with a Disassembly/Reassembly DVD video on a new firearm each and every month! Get full access to the information packed Gunsmithing Club of America "Member's Only" website! Includes:

- Gunsmithing Forums where you can ask your Gunsmithing Questions and Get Answers from AGI's Professional Gunsmiths and Instructors, along with Fellow GCA Members, most of who themselves are AGI Certified Gunsmiths.
- Firearm Disassembly and Reassembly Videos! A new D&R video is sent to you every month AND, you will also have access to hundreds of D&Rs and other firearm instructional videos on the Members Only GCA website!! **Hours of Gunsmithing Instruction at your fingertips!**
- Over the Gunsmith's Shoulder Video Segments. Watch as a Master Gunsmith diagnoses problems with guns that come across his bench and shows you how to make repairs.
- Industry Resources and Discounts
- Connect with fellow gun people who love working on guns!
- And much more . . .

**Plus you'll have a network of new Gunsmithing Friends, Fellow GCA Members who Love Working on Guns and GET YOU! Don't go it alone!**

## Get this **"Fast Start To Gunsmithing Package"** for only **\$39.95** when you test drive the **Gunsmithing Club of America!**

800-797-0867

**Get everything shown here plus so much more!**

- **The tools you need to start gunsmithing!**  
Gunsmithing Screwdriver Set and Steel Pin Punch Set
- **AGI/GCA Bench Mat** – Protect your guns and workspace.
- **Training Videos:** Introductory Gunsmithing Lesson, Professional Gun Cleaning Secrets Video Course, 7 Steps to Professional Gunsmithing Training Webinar Series.
- **2 MONTHS MEMBERSHIP IN THE GUNSMITHING CLUB OF AMERICA!**  
Get full website access to *over 240 different firearm disassembly/reassembly video courses*, 240 issues of GunTech Magazine, workbench tips, "Over the Gunsmith's Shoulder" step-by-step gun repair segments taught by Professional Gunsmiths, Gunsmithing Q&A Forums to get your questions answered by gunsmiths, and MORE!

**The Private "Members Only" GCA Website contains over 500 hours of gunsmithing training!**

Connect with thousands of Gunsmiths and Serious Firearm Enthusiasts on this website!

**The tool set, training videos, and 2 month membership in the GCA is yours for only \$39.95! This is a \$250 Value!**

You can cancel your membership anytime after two months (you won't want to) and still keep the tools, bench mat and *Professional Gun Cleaning Secrets* training video!

To get YOUR Gunsmithing Fast Start Package YOU MUST go to **JoinGCA.com** or scan the QR code



Issue #221 of the monthly GunTech Print Magazine and monthly GunTech DVD Video Magazine.



**NOTICE:**  
**THIS OFFER IS ONLY FOR BRAND NEW GCA MEMBERS.**

No previous offers apply. Limited to 100 new members. Subject to change.

Must pay by credit or debit card. After the two month trial, GCA Membership with full access automatically continues with monthly subscription of only \$39.95 per month.

You can easily cancel anytime after the first two months, however once you see everything that is included in the membership and start gunsmithing, you will want to stay a member!



351 Second Street  
Napa, CA 94559

# NEW Gunsmithing Courses, Parts and Supplies Inside!

PRSR STD  
U.S. POSTAGE  
**PAID**  
Permit No. 5584  
St. Louis, MO  
SPRING26OL

## WHAT'S INSIDE FOR YOU:

- Premium Gunsmithing Parts, Tools, and Accessories
- AGI Student Builds Guinness Record Breaking Rifle
- How To Information For YOUR Guns
- Special Offers
- Machining Course
- Welding Course
- Customizing Courses
- Cerakote Training
- AGI Gun Oil
- AGI Cleaning Products
- Gunsmithing Training Courses
- STUDENT SUCCESS STORIES

## LIMITED TIME OFFERS

Use Code Below  
To Unlock Discounts

### SPRING26OL

Offers Expire  
May 30, 2026

*Gunsmithing = Income, Security, and Freedom*

Call 800-797-0867 or go to:

**FREE SHIPPING ON ALL ORDERS!**

# www.AmericanGunsmith.com



BUILDING



MACHINING



APPRAISING



WELDING



CUSTOMIZING



MAINTENANCE



REPAIR

## NEW Gunsmithing Courses, Parts and Supplies Inside!

LIMITED TIME OFFERS INSIDE

**FREE SHIPPING  
ON ALL ORDERS!**

  
**OPEN  
NOW!**