

GUNSMITHING • MACHINING • WELDING • RELOADING • CERA KOTING

MASSIVE

ACT NOW TO SAVE BIG!

Warehouse Clearance Sale!

Gunsmithing Video Courses

Step-by-Step How-to Firearms Maintenance, Repair & Customizing Videos on DVD from . . .



- Limited Time Offers
- Overstock Price Cuts
- SPECIAL OFFERS!
- **HUGE** Discounts
- Package Deals
- NEW OPPORTUNITIES!

ACT NOW!
Offers end
11/30/2023

WHY A CLEARANCE SALE!

We are expanding AGI's Video Production Capabilities so we can produce more Gunsmithing Training Courses for you! This requires more room and equipment so . . .

WE MUST CLEAR OUT THE WAREHOUSE NOW!

That is why we are providing **ONLY YOU**, our Supporters of Firearms Freedoms with these **CRAZY DISCOUNTED DEALS**. **MASSIVE** limited offers sale, subject to inventory on hand! **GRAB YOURS NOW WHILE THEY ARE STILL AVAILABLE!**

ORDERS OVER \$100
= FREE SHIPPING!

DON'T WAIT
Limited quantities available!
ORDER TODAY before these
deals are gone!

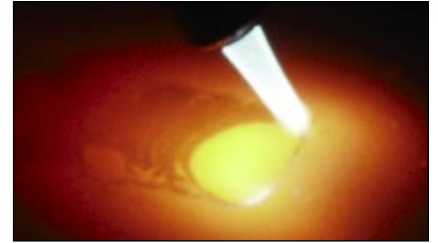
Call 1-800-797-0867 or go to:

www.AmericanGunsmith.com



The **FASTEST** way to Learn Welding

Complete Welding Course with Step-by-Step instruction in all aspects of welding, including: Gas (Oxy-acetylene), Stick (flux coated Arc Welding), MIG (wire feed) and TIG (Tungsten Inert Gas)



WAREHOUSE SALE - ONLY \$497

Be an expert welder in a matter of hours! This video course enables you to understand for the first time how to control the molten puddle, by showing you close-ups from just inches away. If you have ever tried to weld and have been frustrated by the results, this course is for you!!! This is a professional level course of the same high content value and quality you have come to expect from The American Gunsmithing Institute. We cover the entire spectrum of welding including:

**Safety • Gas Welding • Gas Cutting • Plasma Cutting • MIG Welding • Arc Welding • TIG Welding
Welding Small Parts • Welding Symbols • Metal Types • Terminology • Shop Set Up • Projects**

We show how to make the perfect weld and give you tips to help you practice and improve. This course will take an absolute novice and have them making professional looking welds in a matter of minutes. Even experienced welders will learn new tricks of the trade. AGI's Complete Welding Course is the most comprehensive, video-based welding course ever produced. **Over 22 hours of detailed information!** Each part is presented in an easy-to-understand format, step-by-step, using close-ups that make a 1/2 inch molten puddle fill your television screen. Learning to weld has never been this easy. **#WELDINGCOURSE \$1,497 plus s/h**

Here's what our students are saying about this great course:

Save \$900 → Only \$597

"I have never really understood these processes until viewing your Professional Welding Course. I bought the welding course, secure in the knowledge that I would receive the same superb training that I have come to expect from AGI. My expectations have been exceeded!" Gary James, South Lake Tahoe, CA

VIDEOS GUARANTEED

"I have an extensive background in welding, own my own business and have fabricated many items throughout the last 25 years. I thought I knew a lot about welding but I quickly realized I didn't. What an excellent course! I would highly recommend this course to all those who are serious about learning proper welding procedures. Keep up the good work."

Ronald Stephenson, Phillipsburg, MT

AGI CERTIFIED PROFESSIONAL COURSE - CA School Code #2800501

1 Year Satisfaction GUARANTEE ON EVERY AGI DVD

ORDERS OVER \$100 = FREE SHIPPING!


How to Repair & Customize Your Cowboy Action Guns!

Certified Cowboy Action Armorer's Course

Applicable to all models, clones and copies



Presented by the American Gunsmithing Institute. AGI CERTIFIED COWBOY ACTION ARMORER






GET CERTIFIED AS A COWBOY ACTION ARMORER!

Start gunsmithing in the fastest growing shooting sport in the USA! This course consists of seven different AGI Armorer's Courses and covers the common cowboy action revolvers such as Colt and Ruger single actions, lever action cowboy rifles such as the Winchester '92, '94, 1866, 1873, 1876, 1886, the Marlin '94 and '95, the classic Winchester 97 pump shotgun, and all of their clones and copies.

12+ HOURS OF INSTRUCTION!

The course covers tuning the Single Action Revolver for speed shooting, and contains two bonus DVDs. These additional lessons cover gated and non-gated conversions of Colt and Remington percussion revolvers to cartridge (with and without a mill), and an extensive smooth and tune of the Marlin '94. This lesson covers trigger jobs as well and is applicable to all Cowboy Lever guns. Includes: 7 Armorer's Course DVDs, 2 Bonus DVDs, testing, and certification. **ITEM# CCACOURSE \$797 plus s/h**



ACT NOW!

SALE \$399 → SAVE \$398

Includes 3 Bonus DVDs!

10 DVDs!

Qualify to wear this patch!

2

1-800-797-0867



You **MUST** enter or mention **OFFER CODE: WH23** to receive discounts!

You MUST mention/enter offer code: WH23 to receive discounts!

The ***FASTEST*** way to learn how to Operate a Lathe and a Mill!



COMPLETE Step-by-Step Machine Shop Course with Video Instruction by Master Machinist Darrell Holland.

You will learn to operate a lathe, a mill, and all of the support equipment used in a machine shop. We take you from the very basics of what exactly *IS* a .001 of an inch and how to measure it, to advanced set up and machining techniques. This course will help you understand what equipment you need, what to look for when purchasing equipment and how to lay out your shop for maximum efficiency. This information will save you years of trial and error. Quite frankly, many of the techniques you would not be able to learn anywhere else. **Here's a quick overview of what each section covers:**

Module 1: Lathe Course: Teaches you what to look for when purchasing a lathe, truing the lathe, tool bit grinding, set-up and turning threads (internal and external), boring holes, turning diameters, tapers, measuring tools (micrometers and calipers), material selection, feed rates and calculations, reaming, knurling and finishing, cutting fluids, and more. *12 hours of instruction.*


Module 2: Milling Course: Covers considerations for purchasing a mill, critical inspections for a used mill, set-up, fixturing and milling operations, precision hole locating and drilling, climb cutting, facing, fly cutting, tramming in the head, X, Y & Z

"The Lathe Course was superb and the Milling Course even better. I learned more tricks and insights from these courses than 35 years of hands-on taught me. Darrell is not only a master machinist and gunsmith, but a natural instructor as well. Thanks for another great course!" Steve Bird Sr., Failure Analysis Engineer, San Jose, CA



axis movements, cutting speeds and fluids, chip load, material calculations, and angle cuts. How to use edge finders, collets, chucks, clamping tools, digital read-out, mill vise, measuring tools, power feeds, specialty cutters and end mills, plus, much, much more. *10 hours of instruction.*

Module 3: General Machine Shop: How to completely set up your shop for maximum efficiency, what to look for and how to use second operation support equipment, detailed



"As usual with AGI, the quality of the instruction is first rate. Darrell Holland is a machinist who not only knows his subject, but is also able to present the material in an interesting and captivating way for the student machinist." Glendall H. Epperson, Epperson Gunsmithing

tricks and techniques on the belt sander, drill press, blast cabinet, metal band saw, surface grinder, along with proper set up and more.

Heat treating basics and shop tricks like removing a broken bolt or screws, plus how to bore engine cylinders, run a brake lathe, and all the latest

technologies and techniques available to you for production of your ideas. Included with this course are DVDs, testing and certification. *8 hours of instruction.*

30+ HOURS of detailed video instruction.

A truly comprehensive course equal to at least two years of machine shop classes, IF you could find the time and a Master Machinist to teach you!

OUR GUARANTEE TO YOU. After watching this course you will be able to walk up to a lathe or mill, set up the tooling, and turn out precision parts. *Take up to 90 days to review the course to ensure your satisfaction. If you don't feel this is the best machine shop course offered we will refund your money in full.* **Sale!**

Complete Certified 30 Hour Machine Shop Course #MSCOURSEDVD \$1,497 plus s/h

SAVE \$900! ONLY \$597

AGI CERTIFIED PROFESSIONAL COURSE - CA School Code #2800501

1-800-797-0867  **www.AmericanGunsmith.com**

FREE WEBINAR! www.GunsmithingSeminar.com/1k You **MUST** enter or mention **OFFER CODE: WH23** to receive discounts!

YOU MUST MENTION / ENTER OFFER CODE: WH23 TO RECEIVE DISCOUNTS!

Take it to the
next level!

Become an AGI Certified AR-15/M4 Riflesmith and **BUILD CUSTOM ARs!**

FREE SHIPPING!



When you are an AGI Certified AR-15/M-4 Riflesmith, you will be able to build AR rifles, tailored to fit and function the way you, or your customers, want for hunting, competition, or tactical use.

AGI instructors Bob Dunlap, Ken Brooks and Mark Foster will show you everything you need to know about these firearms and how to maintain and customize them. Complete disassembly, reassembly, design, function, lubrication, maintenance, feeding, troubleshooting, solutions, and repairs are all explained and shown in eye-opening detail. This course will take you from start to finish!

After studying this course you will know how to tune existing guns for optimal performance and build up any type of AR rifle from scratch. Mark will show you how to build a variety of "mission-oriented" ARs and explains what components he chooses for each and why. He goes through the process of tailoring the AR for: CQB, general hunting, SWAT, 3-gun, varmint hunting, home defense, and plinking, just to name a few. In addition to showing and demonstrating the tools, he demonstrates step-by-step how to change a barrel and install a free-floating handguard!



This certified course includes over 12 hours of video instruction on DVD, a detailed workbook of comprehensive notes, online testing, certification and a Certified AR-15/M4 Riflesmith patch. **As an additional bonus** AGI will include a step-by-step video course on how-to machine 80% lower receiver castings into functioning AR-15 lower receivers! **Course #CertAR15 \$1,497 plus s/h**

WAREHOUSE SALE - ONLY \$597
limited offer **SAVE \$900!**

1-800-797-0867



You **MUST** enter or mention **OFFER CODE: WH23** to receive discounts!
www.AmericanGunsmith.com

Portable Off Grid DVD Player with Screen!

Big Tech is Banning Firearms Knowledge and Freedom! Don't let them stop you from getting the information you need!

YouTube is already blocking gunsmithing content. Google, Facebook, and YouTube have total disregard and disdain for your Firearms Freedoms and your 1st and 2nd Amendment Rights. With this DVD player no one can block or stop you from watching this course information that you need. These are dangerous times - protect yourself by owning this how to information on DVD so you can have it available anytime you want or need it.

This player runs off of regular electricity or battery power for off grid use. It's ideal for use in your shop. Be self reliant and keep your guns in optimal operating condition with enhanced accuracy. If they ever cut us off, over regulate us, shut down our private web channel, or make it too expensive or difficult to produce our DVDs, you will at least have physical possession of the DVDs in your private library to refer to. These DVDs will become priceless so you need to act now.

ITEM # DVDPLAYER \$97.00 plus s/h

DVD Player is a representative example.

May vary slightly in manufacturer or model.

DVD PLAYER FREE
WITH ORDERS OVER \$1000



1-800-797-0867



www.AmericanGunsmith.com

You **MUST** enter or mention **OFFER CODE: WH23** to receive discounts!

YOU MUST MENTION/ENTER OFFER CODE: WH23 TO RECEIVE DISCOUNTS!

Become an AGI Certified 1911 Pistolsmith!



Build Custom 1911s!

The 1911 is an obvious choice as a personal defense weapon or for building the latest IPSC competition pistols or Hi-capacity, compensated "race guns." Not many people really understand how this locked breech single action auto pistol truly works, let alone be able to properly customize it and still have it work reliably. After stu-

dying this course, you will be an 1911 expert! No matter whether you are building custom 1911s from the frame up or are modifying existing 1911 style pistols for yourself or your customers, being a Certified 1911 Pistolsmith will enable you to add all the cool features everyone wants and still turn out accurate, reliable pistols with pride!

Applicable to all makes, models and calibers, this course is an absolutely mandatory video resource for anyone who owns a 1911 or who is a serious student of this pistol. You will also be able to "sit-in" and watch a class Gene Shuey presented to a group of students on how to do a 1911 Trigger Job!

Includes **over 27 hours of instruction on DVD**, a detailed workbook with professional notes on the 1911 pistol, which you can use as a reference guide, online testing, a personalized 1911 Pistolsmith Certificate and 1911 Pistolsmith patch.

#Cert1911 \$1,497.00 plus s/h


Limited offer No further discounts can be applied

Only \$597

Save \$900!

FREE 1911 SEMINAR

Watch this seminar to see what's in this great course and how to build the ultimate 1911 auto style pistol for competition or legal concealed carry. Just go to:
www.GunsmithingSeminar.com/1911pistol/



You MUST mention/enter offer code: WH23 to receive discounts!



GO FROM THIS . . .



TO THIS!

Sale \$59.00!

5 Hour Course!

You Can Build Your Own

Custom Ruger 10/22 Rifle!

SAVE \$38

Your instructor, Jack Landis, AGI Instructor and Technical Services Manager, starts off by showing many finished configurations of the gun, just to get the creative juices flowing. After that, we methodically move on to the various parts of the firearm that can be customized. We take a look at the heart of the gun, the receiver (or action). You will be making choices to build a tactical, hunting or target gun. Jack explains the attributes of various barrels, stocks, trigger housings, scopes, magazines, as well as individual parts that will enable you to make informed decisions about the type of gun you want to build before you even spend any money. The course will allow you to create a budget and blueprint your plans so you do not go overboard or end up with a bunch of stuff that you don't really need to build your dream gun. Jack also spends some time at the mill and lathe showing us how to include some practical modifications, like boring/drilling/tapping rear cleanout holes in the receiver, squaring up the bolt face/adjusting headspace and even how to do a trigger job. **DVD#3454 \$97.00 plus s/h**

Interested in this course? Go check out the 10/22 Package on page 10!

1-800-797-0867



www.AmericanGunsmith.com

5

You MUST enter or mention OFFER CODE: WH23 to receive discounts!

NEW COURSE!



Become an AGI CERTIFIED MASTER ARMORER

*Become a Recognized Expert - A MASTER ARMORER,
with the Knowledge to Maintain Millions of Firearms!*

**You will understand how firearms function and
are intended to work! Guaranteed!**

This Special New AGI Certified Master Armorer Designation was established because a major Law Enforcement agency asked for this type of course so that their Armorer's could become expert witnesses in court. YOU should have the same level of knowledge and recognition. *Anyone can be an AGI Certified Master Armorer! Being a sworn law enforcement officer is NOT a requirement!*

What's included:

- 68 AGI Armorer's Courses on DVD. A complete reference library of video courses.
- Testing and Certification on all 68 firearms and their related models - representing over 200 million firearms
- AGI Certified Master Armorer patch upon passing
- Comprehensive instruction on the Design, Function, and Operation of firearms
- Cutaway guns provide exclusive close-up views inside the firearms.
- Advanced Training on DVD by Master Gunsmiths

Master Gunsmiths provide a clear visual demonstration of the intricate internal workings of the firearm, teaching you how each part is intended to function and interact. You can become an AGI Certified Master Armorer and be a recognized expert on 68 different specific firearms and their related models or "families" representing over 200 million firearms.

Our Students state that: "AGI Armorer's Courses are better and more comprehensive than firearm manufacturers' courses" which cost \$500-2500!

Be an Expert, a Master Armorer, with the knowledge on maintaining millions of guns by owning the Entire AGI Armorer's Library and passing intensive testing to prove your knowledge. Each Armorer's Course covers in detail an enhanced teaching of Design and Function on that particular family of firearms, in most cases using an exclusive cutaway gun to clearly illustrate each aspect and take you inside the gun.

Item# MACERT \$3,997 plus s/h Includes testing and certification

***Be an Expert on Every Gun by becoming
an AGI Certified Master Armorer!***

Each of the 68 AGI Armorer's Course DVDs shown on the right run 90 minutes to 2 hours in length, covers the entire "family" of that particular model of firearm, and includes a FREE printable schematic of the firearm covered.

All these Armorer's Courses are available individually for \$49.95 each plus s/h (see page 7) and they are included in the AGI Advanced Master Professional Course.

ONLY \$1,997 SAVE \$2,000 *You GET A FREE DVD PLAYER AND FREE SHIPPING WITH THIS COURSE!*

6 1-800-797-0867  **www.AmericanGunsmith.com**

You MUST enter or mention OFFER CODE: WH23 to receive discounts!

Includes All 68 Armorer Courses!

#1054 AKS-MAK90 - AK47 Semi-Auto
#1654 AR15 Rifles
#1634 Benelli Semi-auto Shotguns - Vol 1
#1664 Benelli Semi-auto Shotguns - Vol 2
#1104 Beretta 92 / Taurus P92 Pistols
#1544 Beretta Px4 Storm Pistols
#1624 Bond Arms Derringers
#1594 Browning 1918 Automatic Rifles
#1394 Browning 1919-A4 Machine Guns
#1274 Browning A-5 Rem 11, Savage 720
#1024 Browning Hi Power Pistols
#1574 Charter Arms Bulldog Revolver
#1014 Colt 1911 .45 Auto Pistols
#1244 Colt Single Action Revolvers
#1454 CZ-52 Pistols
#1314 CZ-75 & EAA Witness Pistols
#3074 Enfield Rifles
#1224 FN-FAL Rifles
#1524 FNH FNP-9/40 Pistols
#1644 Glock Pistols
#1514 H&K MP5
#1504 H&K USP Pistols
#1074 H&K, CETME, & G-3 Rifles
#1614 H&R Topper Type Shotguns
#1214 Hi-Standard Auto Pistols
#1304 Luger Pistols
#1584 M1A Rifles
#1184 M1 Garand M1A Rifles
#1204 M1/M2 Carbines
#1164 Makarov Pistols
#1334 Marlin 39 & 39A Lever Action .22
#1264 Marlin Lever Action Rifles 1894 & 336
#1284 Marlin/Glenfield Semi-Auto .22 Rifles
#1434 Mauser 98 Rifles
#1604 Mosin-Nagant
#1194 Mossberg 500 Series
#1124 Remington 1100 & 1187 Shotguns
#1354 Remington 700 Rifles
#1484 Remington 742/762 Rifles
#1114 Remington 870 Shotguns
#1094 Ruger® 10/22® Rifles
#1464 Ruger® Double Action Revolvers
#1564 Ruger® LCP®/LC9® & Kel-Tec P-3AT
#1154 Ruger® Mini-14® & Mini-30 Rifles
#1144 Ruger® MKI, MKII & MKIII, .22 Pistols
#1534 Ruger® SR9®/SR40®/SR45™ Pistols
#1294 Ruger® Single Action Revolvers
#1494 S&W M&P Semi Auto Pistols
#1474 Savage Arms 10-116 Series
#1234 SIG Auto Pistols
#1674 SIG P320 Pistols
#1694 SIG P365 Pistols
#1044 SKS Rifles
#1174 Smith & Wesson Auto Pistols
#1084 Smith & Wesson Revolvers
#1554 Springfield 1903 Rifles
#1444 Springfield Armory XD Pistols
#1384 Sterling Submachine Guns
#1684 Stoeger Coach Gun 12 Gauge Double Barrel Shotguns
#1324 Taurus Revolvers
#1374 Thompson Submachine Guns
#1404 UZI Submachine Guns
#1364 Walther PPK/S & FEG PA3 Pistols
#1424 Winchester 1873, 1866 & 1876
#1414 Winchester 1892 & 1886 Rifles
#1134 Winchester 1894 Rifles
#1254 Winchester 97 Pump Shotguns
#1344 Winchester Model 12 Shotguns

Limited offer

ORDERS OVER \$100 = FREE SHIPPING!

AGI Armorer's Courses - Training in Design, Function, & Maintenance of YOUR Firearms

Learn how to completely disassemble, maintain, clean, & reassemble your guns with total confidence using these DVD video manuals from AGI! With AGI Armorer's Courses you will understand how your firearm functions and is intended to work!

AGI Armorer's Courses on DVD contain **CRITICAL INFORMATION YOU NEED!** Master Gunsmiths Bob Dunlap, Ken Brooks, and Mark Foster provide a clear visual demonstration of the intricate internal workings of the firearm, teaching you how each part is intended to function. Detailed step-by-step instruction in the Design, Function, and Operation with cutaway guns providing exclusive close up views inside the firearms. **DVDs \$49.95 each plus s/h SALE! \$29.95 each plus s/h**

Be an Instant Expert on any of these 68 Guns!



ORDERS OVER \$100
= FREE SHIPPING!

← Be an AGI Certified Master Armorer and Get ALL 68 Armorer's Courses!

See page 6 for details!

1-800-797-0867



www.AmericanGunsmith.com

7

You **MUST** enter or mention **OFFER CODE: WH23** to receive discounts!



Our students have the last word on why we've been around 30 years . . .

Kevin Everest, Indianapolis, IN:
"The AGI courses are far superior than Glock and SIG on-site certified courses I have attended. The depth of information and instruction is beyond my expectations. The video or online is the most efficient training method out there."

Casey Cole, Kearney Missouri:
"Absolutely the best way to learn design and functionality of how firearms work. Once you understand how they work and how everything is functions together the easier it is to diagnose and repair."

Troy Dowers, Candler, NC:
"Truly the best program out there! I spent a great deal of time searching for the best Gunsmithing School and all fingers point to AGI! Thank you!"

Joshua Tolbert, Ragley IA:
"I took AGI after the VA said I was disabled and unemployable. I fell into depression and AGI brought meaning back into my life. Now own my own shop and in the process of hiring an employee to help with the workload."

Doug Sweet, Oroville, CA:
"I find that the instruction is wonderful, and the method of instruction works for me. Instructors "show you" how to do each process and explain "why" it is designed and functions as it does. This method of instruction gives the student the skills needed to diagnose and repair any firearm."

And here's more . . .

Can AGI courses really change your life? **Yes, they can!**
 You can view numerous interviews with successful AGI students at
PROOF: www.AGiReviews.com

Learn how to make custom holsters!

This covers everything you need to know to begin designing and producing high quality leather holsters for both pistols and revolvers. Step-by-step instruction with lots of insider tips and tricks that make the process easier and faster.

Covers cutting the leather, gluing, slicking, sanding, pricking, machine stitching, hand stitching, creating a plug, punching, skiving, trimming, two methods of "wet forming," edge burnishing, dying and applying sealer.

Your instructor, Chris "Slickbald" Andre, is an award winning professional leather artist and maker. Chris works mostly in Cowboy Action and Concealed Carry gun leather, is an active and competitive member of SASS and Cowboy Fast Draw, and a lifelong competitive shooter.

Chris guides you through the entire process of creating three different leather holsters, one for Cowboy action style shooting and two for daily concealed carry. When you complete this course, you will have all the knowledge and skills you need to create any type of leather holster using existing patterns or by creating your own custom designs.

The course begins with an introduction to the world of leather making including the history of leather holsters - when they first appeared and why, as well as the evolution into the modern styles and designs we have today. Chris gives you a comprehensive overview of leather as he covers the different types (cow, sheep and exotics), their applications, and the different tanning processes used in the industry including a guide on how to select the best type and quality of leather for your project.

He then provides you with the basics of holster design, showing how to create a pattern and introduces you to all the tools you'll be using to create your holsters, giving a detailed demonstration of each one. Along the way Chris introduces you to more tools, techniques, tips, and tricks that make the process easier, faster, and result in a better finished product.

Once you understand every aspect of the process of making a holster, Chris introduces you to the tools and techniques used in hand stitching. When you complete the course you will have the skills needed for working by hand or machine.

Whether you're a novice or an advanced beginner, this course presents all the knowledge, skills, resources, supplies, and techniques you will need to begin creating beautiful and functional leather holsters for yourself and others. You will be continuing a time honored tradition of over 100 years using the same materials and techniques.



Master Holster Maker Chris Andre



Cutting



Hand Stitching



Punching

DVD #LHMC3504 \$297.00 plus s/h


7+ hours of detailed instruction! **ONLY \$197!**

ORDERS OVER \$100 = FREE SHIPPING!

You **MUST** enter or mention **OFFER CODE: WH23** to receive discounts!

DO YOU POSSESS THIS KNOWLEDGE? YOU WILL WITH AGI GUNSMITHING VIDEOS.

ORDERS OVER \$100 = FREE SHIPPING!



TERRORIST ATTACK

You have your pistol with you. You have one second to respond. What do you do? The same course that is taught to the MOSSAD. You will learn: how to confront a threat, concealed carry and weapon control, how to reduce your silhouette, proper footwork to ensure stability and how to win in a street

firefight against multiple threats. 60 min.

DVD#3014 \$39.95 plus s/h

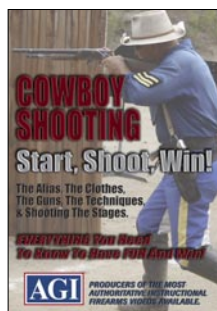
\$20!



Long range shooting expert Darrell Holland takes you through a course of instruction guaranteed to improve your long range shooting skills. We are so sure you will benefit from this course that if you use the methods in this course and you don't significantly improve your ability to shoot at long ranges we will give you a FULL Refund - no questions asked. *Exclusively for AGI customers, we have developed and are including a set of invaluable tables for calculating your long range shots.* 104 min.

DVD#3224 \$59.95 plus s/h

\$35!




"HOW-TO" Cowboy Action SHOOTING Course

Instructed by Two Time World Champion Lefty Longridge! A training course in how-to win in the most popular and fastest growing shooting game in the World - Cowboy Action Shooting. 86 min. **DVD#2164 \$49.95 plus s/h**

Only \$20!

No further discounts can be applied on stated sales prices.



Famed S&W Historian Roy Jinks brings you the ultimate insider's guide to the history of S&W. How particular guns got made, why particular guns got made, and whose ideas they were. See the most extensive collection of rare S&W pistols, photos and documents in the world and go on a private guided tour of the S&W Factory Museum.

2 DVD Collector Set! DVD#2154 \$59.95 plus s/h

Sale \$20!

YOU MUST MENTION/ENTER OFFER CODE: WH23 TO RECEIVE DISCOUNTS!

AMAZING Disassembly/Reassembly Secrets! **FREE SHIPPING!** MASSIVE Professional Disassembly & Reassembly Firearms DVD Library!

Master Gunsmiths demonstrate the complete process of disassembly and reassembly step-by-step, using close-up views to provide clear instruction. Each DVD covers one specific model or family of firearms and is indexed to help the user

quickly find the information they are looking for. This is "must have" support information for anyone who owns one of these firearms. Down to the last part detailed instruction, including how-to install difficult parts.

Only \$29.97 each plus s/h

Get all 28! - ITEM # 28DRLIBRARY Retail Value \$839.16 plus s/h



GET ALL 28 DVD VIDEOS FOR ONLY \$479!

1-800-797-0867



www.AmericanGunsmith.com

You MUST enter or mention OFFER CODE: WH23 to receive discounts!

YOU MUST MENTION/ENTER OFFER CODE: WH23 TO RECEIVE DISCOUNTS!


Learn these Three Trade Skills FAST at a Professional Level.

THESE ARE ONLY AVAILABLE ONLINE! Plumbing • Locksmithing • Electrical

Be a Renaissance Man with these Online Courses!

You can practically STEAL these Instant Trade Skills to Make Money, Save Money or Go OFF the Grid. This is mandatory knowledge for any prepared person or DIY guy.

Our sister school, the Accelerated Training Institute has created these high-speed learning courses to teach Trade Skills fast. These Certified Courses normally sell for as much as \$2,497 each. But we have a few of each that have miss marked binders. Each has the complete course set of training videos inside, and they are guaranteed to work perfectly, but these courses are provided without workbooks, tests or certification, for a price so low it is a Steal!



PLUMBING: This comprehensive course teaches the A-Z of the plumbing trade. Students are taught everything from rough-in, and top-out to installation of all new construction plumbing, basic repair, and maintenance. Learn how to install everything from tubs, sinks, lavatories and fixtures to hot water heaters and commercial grease traps. Instructed by a licensed plumber with over 40 years of experience and taught according to the standards of the Uniform Plumbing Code (UPC). Includes instruction in: Drain, Waste & Vent (DWV) Systems - including sanitary drainage, plans, and installation; water supply systems - which includes cutting, installation, and testing; commercial plumbing service and repair - including fuel gas, fire sprinkler, and well systems. 30 hours!

\$2,497 plus s/h

→ **ONLY \$397**



LOCKSMITHING: This course covers everything from various types of locks to cutting keys, re-keying, picking locks, installing commercial and residential lock sets, and more. Up-close views are provided so you can quickly learn the fine detail of

such precision work as re-pinning. Includes instruction in: key types and cutting; locksmithing basics which cover all types of door locks, padlocks and more; residential locksmithing - including the installation and repair of major door lock brands; commercial locksmithing - including master key systems and decoding; impressing - picking and installing locks. 19 hours! **\$1,997 plus s/h**

ONLY \$397



ELECTRICAL:

The electrical course gives students a broad understanding of the electrical trade. Students will study everything from electrical theory and the National Electrical Code® to blue-

print reading, residential wiring, electronic control systems, motor theory and application, and much more. Foundational principles of electricity such as electric current, Ohm's Law, and circuits are explained in detail. All common electrical components are demonstrated including device boxes, raceways and fittings, fasteners and anchors, conductors and cables, etc. Includes electrical device troubleshooting and repair, and instruction in: safety, tools, theory, residential wiring, control systems, fundamental concepts, and motors - theory and application. 25 hours!

\$2,497 plus s/h

→ **ONLY \$397**


To order these INSTANT TRADE SKILLS go to AGI's sister school the Accelerated Training Institute at www.ATITradeSchools.com or call 1-800-797-0867

You MUST still enter or mention OFFER CODE: WH23 to receive discounts

THE 10/22 PACKAGE! SALE - \$129!

Includes a complete tutorial on how to convert your rifle from .22 LR to .17 Mach2!

OVER 8 HOURS OF INSTRUCTION!



#7074

#1094

#3324

Build totally tricked-out custom 10/22 rifles that will shoot dime size groups all day long!

Hundreds of different options and accessories shown. Plus, how to save big bucks by doing your own trigger job. There isn't much you couldn't do to a Ruger 10/22 after watching these courses.

#BUNDLE23 plus s/h

Retail Value \$236

SALE - \$129!


Build these Guns the Way YOU Want!

Build it without permits!

DO IT NOW!

#Bundle26

GET BOTH AKS VIDEOS FOR ONLY \$75!



You can still build a semi-auto AK from a parts kit legally!

We did all the work for you! From research and experimenting with various construction techniques, to creating tooling, to documenting everything with drawings, we took the long way around in order to find the BEST and EASIEST method for building a Semi-Auto AK from a parts kit. Because of our

thorough research and painstaking experiments, YOU can build an AK from a kit with ease and guaranteed success. We have eliminated all the guesswork and show you a foolproof method for building up a Semi-Auto AK from a receiver or from a flat.

Follow the procedures we show you, use the tooling we give you prints for, and you simply can't miss. Whether you are starting from a flat or with a pre-formed receiver, every step in the process is covered in detail. When we are done building our AK, we take you through the proper safety checks and then it's off to the range to test fire.


You'll be impressed at how well the gun operates.

DVD#3294 \$69.95 plus s/h

NOTE: Knowledge of complete disassembly and reassembly is strongly recommended for this course. See course #1054 below



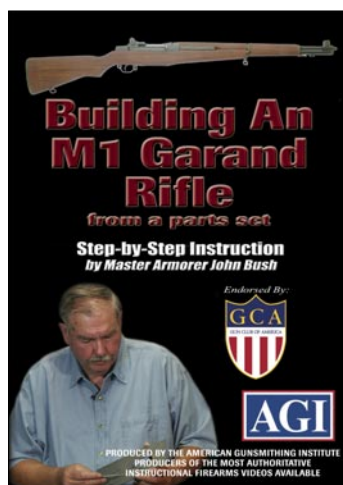
3+ hours!



AKS Armorer's Course

The Automat-Kalashnikov (AK47) is the most prolific rifle ever produced. Over 50 million of these "assault rifles" have been manufactured in Russia, Bulgaria, China, Egypt, Yugoslavia and other countries combined. Hundreds of thousands of the semi-auto variant have been sold in the US, including the MAK-90, NHM-91, SA-93, Maddi, and Valmets as well as others. This course explains in detail why this design is so

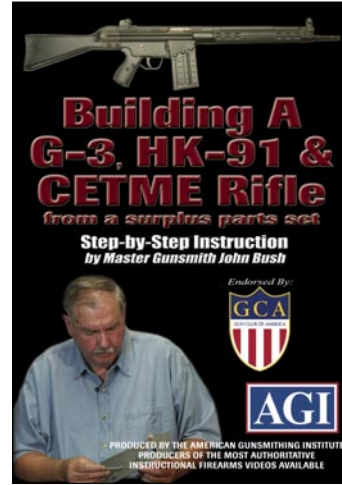
rugged and how to insure continued reliability. Close ups are shown of all the internal parts using a cutaway gun during complete step-by-step disassembly and reassembly. Numerous simple repairs are explained and a list of critical spare parts presented. Instructed by Robert Dunlap. Applicable to all makes and models. 94 min. **DVD#1054 \$49.95 plus s/h**



Master Armorer John D. Bush shows and demonstrates step-by-step: identifying, sorting and selecting parts and receivers, checking parts for wear and fit, and the barreling and headspacing process. Along with total assembly and final fitting is a discussion on how to identify parts by manufacturer, interesting facts, and bits of history. This is the only complete course detailing everything you need to know to assemble an M-1 Garand from a parts kit. 109 min.

DVD#3144 \$59.95 plus s/h

\$25

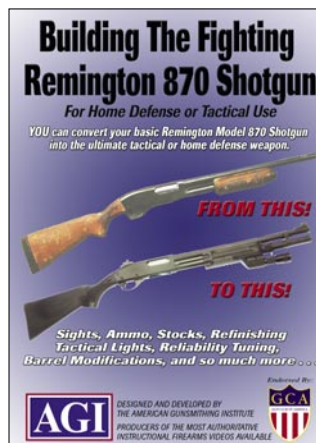


International Firearms Expert John D. Bush takes you step-by-step through the process of building an ATF approved G-3 semi-auto rifle using a new USA manufactured receiver and surplus parts. Includes what parts you need to change to stay legal! Detailed coverage of the barreling process, headspacing, parts identification, parts inspection, and everything else you need to know. Both the stamped steel and forged aluminum receivers are shown and demonstrated. 92 min.

DVD#3154 \$59.95 plus s/h

\$25

ORDERS OVER \$100 = FREE SHIPPING!



This two hour course begins with a discussion of accessories and options available, then breaks down the actual work into its basic steps. Gene Kelly shows what modifications are actually worth doing and have value, what is legal and what generally is not. Basic tuning and reliability modifications are covered in detail. Learn to measure the barrel and how to properly shorten and crown it, install sights, drill and tap for screws, refinish your gun with Gun Kote, a modern tactical finish, and too much more to list here! If you've ever wanted a tactical shotgun, or wondered how you could build one on your own, this is the course for you!

DVD#3274 \$49.95 plus s/h

\$30

1-800-797-0867



www.AmericanGunsmith.com

11

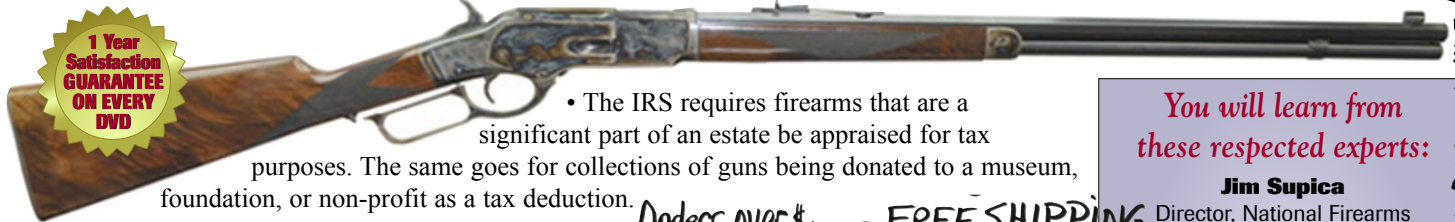
You **MUST** enter or mention **OFFER CODE: WH23** to receive discounts!

YOU MUST MENTION/ENTER OFFER CODE: WH23 TO RECEIVE DISCOUNTS!

Be an AGI Certified Firearms Appraiser

Have people bring you piles of guns and
PAY YOU \$\$\$ for your expert opinion!

Millions of firearms are sold, traded, or inherited every year and many of these guns must be formally appraised for estate, resale, and tax purposes. This provides you with a little known opportunity. You can get paid for providing your "expert opinion of value" when you become a Certified Firearm Appraiser™ (CFA). Here are just a few of the many opportunities:




**1 Year
Satisfaction
GUARANTEE
ON EVERY
DVD**

- The IRS requires firearms that are a significant part of an estate be appraised for tax purposes. The same goes for collections of guns being donated to a museum, foundation, or non-profit as a tax deduction.

Orders over \$100 = FREE SHIPPING



- Individuals that need money for retirement or need to raise cash have to know what their guns are worth so they can get a fair price. In addition, surviving relatives will often want to sell a deceased person's firearms, but have no idea of their value.
- In the case of bankruptcies, firearms are considered part of an individual's net worth, a certain amount of which, if properly documented, they get to keep.



You will be able to help these individuals by providing your honest educated opinion, and getting paid to do it. But, you must have the proper training and certification to be able to provide an expert opinion and keep yourself legal. We can help you achieve that expertise!

AGI has developed this special course which will enable you to quickly become an AGI Certified Firearm Appraiser™ using knowledge provided from a panel of experts with well over 400 years of combined experience in collecting, appraising and selling firearms. You will

instantly benefit from all of their experience, saving you years of trial, error and frustration. The business lessons they share during these interviews are alone worth the entire investment in this course. This complete course even covers how to market your services, so that estates, foundations, and attorneys can find and hire you.

The certification alone puts you in a different class!

Think about all the additional business that could come from completing this course! If you offer gunsmithing services many of these guns may need some restoration, customizing or tuning.

Course includes over **17 hours of instruction on DVDs and audio CDs**, online testing, certification, training manual, appraising worksheets, Certified Firearms Appraiser patch and a personalized certificate upon passing. *books not included.

#FAPCOURSE \$2,497 plus s/h

COMPLETE Course ONLY \$797 SAVE \$1,700!

No further discounts can be applied on sales prices shown in this mailer.

**You will learn from
these respected experts:**

Jim Supica

Director, National Firearms
Museum, NRA

Steve Fjestad

Author
"Blue Book of Gun Values"

Greg Martin

Greg Martin Auctions

James D. Julia

James D. Julia Auctioneers

Carey Creech

Advanced Collector

Gene Shuey

Master Gunsmith

Hank Bauer

Bauer Auction Services

Clark Ehlers

Rock Island Auction Company

Marty Higgenbotham

Higgenbotham Auctioneers

Jim Hinton

Sohn Associates, Ltd.

Rick Jennings

The Gun Guy

Brad Simpson

Simpson, Ltd.

Jeff Taverner

Gun Slingers Auctions,
Gun Slingers Gun Shop

Larry Wells

Old Barn Auction

YOU MUST MENTION / ENTER OFFER CODE: WH23 TO RECEIVE DISCOUNTS!

FREE Webinar: "How to make an EXTRA \$1,000 to \$2,000 or more per month Gunsmithing part-time from home!"

What would you do with an extra \$1,000 to \$2,000 per month? Find out how you can make this kind of extra money with almost no overhead, working from home, Gunsmithing. There is a huge demand for the services that will be revealed on this webcast. In this seminar, AGI President Gene Kelly lays out step-by-step the opportunities available and how to get your share of the action.

NOTICE

MASSIVE Warehouse Clearance Sale

You **MUST** enter or mention
OFFER CODE: WH23
to receive these discounts!

FINE PRINT and CONDITIONS:


We just want to be clear: With the sale items/courses shown throughout this mailer, there are **Limited Quantities Available** and **everything is First Come First Served**. NOTE: These special clearance offers **DO NOT** include any bonus notes, books, tools, or any other materials unless noted. Of course all of the videos are Guaranteed 100%. No further discounts can be applied. Cannot be applied to previous sales or offers.

Offers good until allocated inventory is sold or
11/30/2023 - whichever comes first.

HUGE SAVINGS ARE AVAILABLE!

American Gunsmithing Institute's approval to operate as a private postsecondary institution in the state of California is based on provisions of the California Private Postsecondary Education Act (CPPEA) of 2009 (California Education Code, Title 3, Division 10, Part 59, Chapter 8), which is effective January 1, 2010. The Bureau can be reached at: 2535 Capitol Oaks Drive, Suite 400, Sacramento, CA 95833, www.bppe.ca.gov, toll-free telephone number (888) 370-7589 or by fax (916) 263-1897. CA School Code #2800501 "Notice: Oklahoma residents can purchase courses for their content, but cannot take tests and become "certified" due to excessive regulatory burdens from the Educational Department in Oklahoma."

Become an AGI Certified Glocksmith and **BUILD CUSTOM GLOCKS!**



Even if you have never disassembled a Glock before, after watching and practicing the techniques shown in this course, you will master the Glock pistol and be able to repair and customize it. You **WILL** become an AGI Certified Glocksmith. **17+ hours of instruction on DVD!**

AGI will teach you how to maintain and customize these firearms. If you love Glocks and want to get the most out of them, then this phenomenal course is for

you. You will be able to totally maintain, repair, and trick out Glocks, AND, if you choose, transform them into Ultimate Glock Carry pistols! This course features the brand

new updated version of the Glock Armorer's Course and is simply a **MUST HAVE COURSE** for anyone who wants to build Custom Glocks. All the DVDs in the Glocksmithing Course are indexed to help the user quickly find the information they are looking for. You will learn how to modify Glocks into custom carry guns using the step-by-step, detailed instruction you have come to expect from AGI.

Includes **over 17 hours of instruction on DVD**, a detailed workbook with professional notes which you can use as a reference guide, online testing, certification, a personalized Glocksmith Certificate and Glocksmith patch.

Course #CERTGLOCK
\$1,497 plus s/h

FREE SHIPPING!

WAREHOUSE SALE. ONLY \$597
Save \$900!

1-800-797-0867



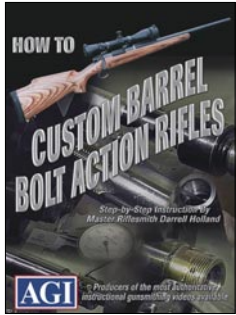
www.AmericanGunsmith.com

13

You **MUST** enter or mention **OFFER CODE: WH23** to receive discounts!



You can learn from the expert



Learn how to custom barrel your own bolt-action rifles!

Using a Remington 700 action Darrell Holland takes you through the complete process of custom re-barreling. After watching this course, you will understand EVERYTHING you need to know to complete your re-barreling project from lathe set-up to final installation and fitting. You will even how to install a muzzle brake!

Darrell starts with choosing the right type of barrel for your application, then he shows you how to use the lathe to true the receiver and machine the lugs to create maximum contact for smooth but tight lock-up. It's not usually the machining that gets people into trouble, it's the setup. Darrell shows you a simple process that enables you to support the receiver properly in the lathe chuck.


Worried about the detailed measurements you need to make? No worries! It's not rocket science after Darrell explains the simple process and how the measurements relate to the finished product. Next he laps the lugs to the receiver for correct headspace, showing you the proper techniques and materials to use. Even the intricate process of counter-boring and cutting the threads is covered step-by-step, in thorough detail. Darrell not only makes it look easy, he shows you exactly what to do and what NOT to do in order to get accurate results. Even experienced machinists and rifle builders will pick up tips and tricks Darrell has learned from years of custom rifle building. He thinks and re-thinks the entire process until he finds a way to save steps and increase accuracy. See for yourself!

Even if you plan to have someone else do your custom barrel work, you can STILL benefit from owning this course!

Knowing this detailed information will help you get the most for your money and you will understand each step in the process. This course will help you as you select your new barrel, choose the options for installation, and discuss the project with your gunsmith. Darrell finishes up the course by crowning the barrel and installing a custom muzzlebrake. Again, Darrell de-mystifies the simple process of how to put a proper crown on a barrel and shows you how to size, select and install a muzzle brake. Throughout the course Darrell also discusses safety issues so you understand the tolerances required as you build a safe, reliable, and barreled action! **DVD#2014 \$149.00 plus s/h 120 min.**

ONLY \$89

SAVE \$60




EVERYTHING IS COVERED from cartridge and caliber selection for tactical and varmint applications, all the way through the fitting and assembly of a custom rifle capable of putting all the bullets through the same hole!

That's right, Master Rifle Builder Darrell Holland covers ALL the options so you can select the style and features that suit your own tastes. NOTHING is left out of the process. Darrell not only shows you the different features and styles you can choose from, he explains the advantages and disadvantages of each so you don't make a mistake you'll regret later.

Darrell actually reveals his exclusive, patented, V-block bedding system, giving you an inside look at one of the most repeatedly-accurate mounting systems ever invented. This course doesn't end in the shop! You go to the range to put the newly-built rifle through its paces. Darrell covers proper procedures for barrel break-in and sighting-in so you can preserve the accuracy potential of your newly built rifle. Darrell then shows you proper cleaning techniques and methods in order to maintain that accuracy!

Whether you want to take out varmints at 500 yards with uncanny accuracy or you need a tactical rifle that can perform when it's needed, this is the course for you. 120 min **DVD#3124 \$149.00 plus s/h**

ONLY \$89




Join Master Gunsmith Robert "Bob" Dunlap as he shows you all the ins and outs of the Remington 700 Rifle. Bob teaches you complete disassembly and reassembly (not just field stripping!), parts identification, proper cleaning and lubrication. We give you step-by-step instruction in design, function and repair, including locking systems, feeding systems, sears, and triggers. Stocks are also covered along with easy repairs for common problems. Bob will take you inside this rifle and show you what each part is supposed to do and how to maintain and repair it. 120 min.

DVD#1354 \$49.95 plus s/h
SALE! \$29.95 each plus s/h

FREE WEBINAR! -

www.GunsmithingSeminar.com/1k


Master Riflesmith Darrell Holland



Everything you need to know to tune up your factory rifle and save hundreds of dollars **SALE \$89**

OVER 31 1/2 HOURS!

Before you go out and spend hundreds, or possibly thousands of dollars on a new custom rifle, first squeeze all the potential performance out of the rifles you already own! In this course Darrell Holland will show you how to cut your group sizes in half or more by improving the rifles' function using existing parts and by employing the tricks of custom gun makers you can do yourself. Save Big Bucks by "saving" your existing barrel by recrowning, setting back and re-throating the chamber. When to do cryo work and stress relieving of the barrel and when to avoid it is explained. Also, how to add a heavy pinned recoil lug, blueprinting the action and lapping the lugs, bedding for 100% contact and all the details of perfect stock fit. Plus - trick aftermarket parts that really work, proper barrel break-in techniques, fitting a special firing pin, trigger, bolt stop and why. Everything you need to know to tune up your factory rifle is covered in this course. Although most applicable to the Remington 700 and Winchester Model 70 rifles, which are covered in detail, many of the techniques can be applied to numerous other models as well. **DVD#3254 \$149.00 plus s/h**



Coyote Hunting with Calling Champion Darrell Holland

This is a massive 4 hour video course that applies to all types of hunting!


Come on a two year journey with Darrell Holland, moment by moment, from desert to mountains, winter to summer, in search of the elusive coyote. This course covers coyote calling from A to Z with nothing left out. Darrell pulls out all the stops as he teaches YOU how to be a Master Hunter. In this comprehensive course on his first love, calling coyotes, he shows you every angle and every step you need to know in order to call coyotes successfully (camo, scents, callers, cover, stalking, ambush techniques, calling techniques, tracking, shooting positions, reading terrain, calibers, cartridges and more). You will even see and understand coyotes' mannerisms first-hand and up-close.

ONLY \$35

Darrell shares his secrets, "I want to show them what to do, how to do it and tell them why it works, not just show shot after shot of dogs going down with a bunch of good ol' boys just standing around talking." Darrell has called in and killed more than 500 coyotes. He will teach you how to see the world from the coyote's point of view. How to think, see and track like a coyote. If you're looking for endless scenes of coyotes exploding on camera, then buy those other mindless videos. But, if you REALLY want to be successful hunting coyotes, watch this one. You WILL learn how to call coyotes and you WILL become a Master Hunter! **DVD#6014 \$49.95 plus s/h**

This course shows you how to install pillars to greatly increase the accuracy of your rifles, providing a rock solid bedding platform.

Master rifle builder and renowned varmint hunter Darrell Holland explains and demonstrates the step-by-step process of making, converting, and installing pillars to create a rock solid bedding platform which will increase the accuracy of your rifle. Every step is covered in precise detail. 120 min. **DVD#3114 \$129.95 plus s/h**




ONLY 69


Get Them All Package




#6014



#1354



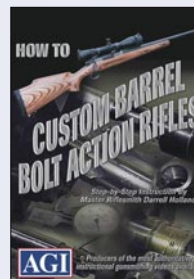
#3124



#3254



#3114



#2014

Featuring Master Riflesmith Darrell Holland

Only 21 packages left!

In this monster package, Master Riflesmith Darrell Holland teaches you everything you need to know to tune up your bolt action rifle and cut your group sizes in half or more! Darrell reveals inside secrets to accuracy he has developed over the last 25 years while building the most sought after custom rifles. He shows you step-by-step how to build your own tack driving custom rifle, equal to those costing many thousands of dollars, for a fraction of the price. Bonus - see it used in hunting situations. **#BUNDLE22 Retail Value \$678.00 plus s/h**

1-800-797-0867



www.AmericanGunsmith.com

15

You **MUST** enter or mention **OFFER CODE: WH23** to receive discounts!

SALE \$297

YOU MUST MENTION/ENTER OFFER CODE: WH23 TO RECEIVE DISCOUNTS!

Be a Certified Gunsmith and SAVE Over 30% Off for a Limited Time!



The American Gunsmithing Institute is celebrating our 30th year of teaching people just like you Professional Gunsmithing through this exclusive Design, Function, & Repair system.

You can start working from home repairing and customizing guns, with total confidence in as little as 3 months!!

YOU MUST MENTION

OFFER CODE: WH23 To RECEIVE DISCOUNTS!

4 LEVELS AVAILABLE To Choose From!

Which Course Is Right For You?



LEVEL ONE LEVEL TWO THE MASTER ADVANCED MASTER w/o tools

GUNSMITHING COURSE LEVEL	REGULAR TUITION	SALE TUITION	YOU SAVE
LEVEL 1	\$5,997	\$3,997	\$2,000
LEVEL 2	\$8,497	\$5,497	\$3,000
MASTER	\$11,997	\$7,997	\$4,000
ADVANCED MASTER	\$14,997	\$9,997	\$5,000

If you haven't yet watched the Introductory Video lesson that explains what is included in the American Gunsmithing Institute's Professional Gunsmithing Course go to:

GunsmithingCourse.com

then call an AGI Student Advisor to select the level of training right for you!

Call 800-797-0867 now!

Think how you will feel when you are a respected Gunsmith and business owner.

This course provides a higher level of training than any other Gunsmithing Course or School in the country. AGI has trained more working Professional Gunsmiths than any other school.

After completing this course, you will be a Real Firearms Expert, an AGI Certified Professional Gunsmith, and be able to maintain, repair and customize all types of firearms.

We have trained thousands of Professional Gunsmiths. To hear a few of them tell their success stories watch:

www.AgiReviews.com

Which Course Is Right For You?	LEVEL ONE	LEVEL TWO	THE MASTER	ADVANCED MASTER w/o tools
Introduction to Professional Gunsmithing - 5 hours	x	x	x	x
Handgun - Pistol & Revolver Design, Function, & Repair - 35 hours	x	x	x	x
Shotgun Design, Function, and Repair - 41 hours	x	x	x	x
Rimfire Design, Function, and Repair - 27 hours	x	x	x	x
Rifle Design, Function, and Repair - 44 hours	x	x	x	x
The Money Makers - 4 hours	x	x	x	x
The Complete History of Smith & Wesson - 3.5 hours	x	x	x	x
Buying and Collecting Used Guns Without Getting Burned - 2 hours	x	x	x	x
Professional Gun Cleaning Secrets - 2 hours	x	x	x	x
Super Tuning the Factory Rifle - 3.5 hours	x	x	x	x
Relining and Restoring .22 Barrels - 2 hours	x	x	x	x
Gunsmithing FFL (Federal Firearms License) starter kit	x	x	x	x
Digital Firearms Schematics Reference Drive - 2,000+ pages	x	x	x	x
Drill and Tap Chart	x	x	x	x
Stock Refinishing - 2 hours	x	x	x	x
Building the M1-Garand from a Parts Kit - 2 hours	x	x	x	x
Glass Bedding for Accuracy - 2 hours	x	x	x	x
1 week of hands-on in-the-classroom training with an AGI instructor	175 hours of detailed instruction!			
AGI Certified Cowboy Action Armorer's Course - 12 hours				
AGI Certified Machine Shop Course: Lathe, Mill, General - 30 hours				
A Day at the Bench with Bob Dunlap - 4 hours	x	x	x	x
Professional Metal Finishing & Hot Caustic Bluing - 4 hours	x	x	x	x
Advanced Trigger Jobs and Systems - 8 hours	x	x	x	x
Building the Custom Mauser Rifle - 8 hours	x	x	x	x
Classic Slow Rust and Nitre Bluing - 3.5 hours	x	x	x	x
Pillar Bedding for Accuracy - 2 hours	x	x	x	x
Selecting, Understanding, & Buying Rifle & Pistol Scopes - 2 hours	x	x	x	x
The Art of Making Flat Springs - 1 hour	x	x	x	x
How to Make Coil Springs - 1 hour	x	x	x	x
How to Case Harden Metal Parts - 1 hour	x	x	x	x
How to Heat Treat Carbon Steels - 1 hour	x	x	x	x
Heat Treat Temperature Guide for Carbon Steel	x	x	x	x
Custom Barreling Bolt Action Rifles - 2 hours	x	x	x	x
Business Success System Package - 18 hours	x	x	x	x
AGI Certified 1911 Pistolsmith Customizing Course - 27 hours	255 hours of detailed instruction!			
AGI Certified AR-15/M4 Riflesmith Customizing Course - 12 hours				
AGI Certified Glocksmith Customizing Course - 17 hours				
Bob Dunlap's Gunsmithing History and Philosophy - 6 hours	x	x	x	x
AGI Certified Advanced Welding Course - 22 hours	x	x	x	x
Building the G3 from a Parts Kit - 1.5 hours	x	x	x	x
How to Rebarrel and Blueprint Military Bolt Action Rifles - 5 hours	x	x	x	x
Exclusive Gunsmithing Flat Rate Manual - how to price your work	x	x	x	x
Marketing Manual - How to market your business	x	x	x	x
Handgun Advanced Training Expansion Module - 36 hours	363 hours of detailed instruction!			
Shotgun Advanced Training Expansion Module - 36 hours				
Rimfire Advanced Training Expansion Module - 15 hours				
Pivot Barrel, SS, O/U, SxS, Double Barrel Shotguns - 24 hours	x	x	x	x
Complete Library of Armorer's Courses - 68 Titles - 100+ hours	574+ hours of detailed instruction! →			

175 hours of detailed instruction!

255 hours of detailed instruction!



New!!
Low Cost Monthly Enrollment Plans for Online Courses are now available! Go to:

Study by DVD or Online!

www.AgiGunsmith.com

Still on the Fence? This cleaning system could pay for Your Entire Gunsmithing Education!

Are you interested in becoming an AGI Professional Gunsmith but not sure if you're financially ready to take the first step? This gun cleaning system could be your ticket home. **Generate income while you're studying** at home by providing Professional Firearm Cleaning Services with this complete system. If you follow the procedures and systems we teach, you can almost immediately start paying for your training and then continue reaping in profits!

Offer Ultrasonic Firearms Cleaning to your customers and bring more guns into your shop which you can do additional work on by providing valuable upsells!

AGI will get you all set up by providing you with:

- Video training on using the "Ultrasonic Firearms Cleaning Technology" so you can start making money fast!
- A checklist, which you can personalize for your business, on possible services to offer on every firearm you clean. **Watch the jobs roll in.**
- Marketing assistance to get customers to you! Includes promotional items you can modify and print with your contact information to let clients know how and where to find you.

Call today! 1-800-797-0867



Turnkey Gun Cleaning Business Package #PGS-GUNCLEANING SYSTEM \$2,497 plus s/h **SALE! \$1,872.75 plus s/h**

DON'T PASS THIS OFFER UP! Watch our five minute video to find out how! Scan the QR code or go to: www.AGIProGunCleaningSystem.com

This is an incredible opportunity to help pay for your training! ↑

He created Income Security by becoming an AGI Certified Gunsmith . . .

"I hadn't planned on opening a gunsmith shop as soon as I did, but the company I worked at for 25 years had a different plan: I started the American Gunsmithing Institute's Certified Professional Gunsmithing Course in November 2019 as part of my plan to retire and I completed the first section in May 2020. I rented a small shop in July 2020. I received my FFL in October 2020.

The very next day my employment was terminated, the day before my 25th anniversary with the company! Gunsmithing was supposed to be my retirement job in 2025, not 2021. The Lord knew I was going to need this when I did, and has confirmed over and over that He is in control. He continues to bless me and I can't praise Him enough.

Because of the AGI Gunsmithing training, I was able to open my shop officially on November 2, 2020. I have taken in hundreds of guns already. With no previous customer base at all, the only advertising was a door sign and a sign next to the road that says GUN REPAIR and my number. I have a website and a Facebook page. Last month alone I had over 2,700 website visits.

I would never have imagined I would be 3 months back logged with gunsmithing work less than a year after opening. Thank you AGI!! All of this and I haven't even completed the course yet. I just wanted to share this with you and say THANK YOU!!! Feel free to share my story with anyone you need to because AGI's training works!"

Thank you, David Johnson, Johnson Gunsmithing LLC, Athens, AL



AGI Master Gunsmithing Course is shown here

Visit www.AGIreviews.com or scan this QR code to see what other students have to say about AGI Gunsmithing Courses!



YOU MUST MENTION / ENTER OFFER CODE: WH23 TO RECEIVE DISCOUNTS!

Take your Gunsmithing hobby to the NEXT level with AGI's Hobby Gunsmithing Course

This course teaches you the insider secrets of master gunsmiths and quickly teaches you the shortcuts, tips, and tricks used by the pros! If you are not ready yet to invest in the complete AGI Professional Gunsmithing Course but want to continue to build your gunsmithing skills and be able to do dozens of different repairs, then the Hobby Gunsmithing Course is the perfect "next step" for you!

Discover the secrets of repairing, modifying and customizing your firearms quickly and easily!

9 hours of instruction from Master Gunsmith Robert H. Dunlap which includes:

- How to set up your home workshop ... everything from the depth and height of your workbench to the "must have" hand and power tools that will save you time and money getting started.
- How to custom hand grind your own gunsmithing screwdrivers
- Two simple tricks for removing broken screws out of metal or wood
- Cold-bluing methods
- Tricks on how to properly mount a scope ... and the "Dollar Bill Test" to use once you've got the scope on
- Proper barrel cleaning to avoid damage
- How to re-tip a broken firing pin
- What NEVER to do when polishing a chamber
- A simple method to quickly repair loose handgun grips
- How to replace or install a recoil pad on your rifle or shotgun
- How to repair a broken stock ... **using the tips in this lesson just once could save you hundreds of dollars and pay for the entire course!**
- Various types of firearm locking systems: rifles, pistols and shotguns
- Proper nomenclature and parts identification of single action revolver, double action revolver, shotgun and long gun; learn to talk "the talk" of a real Gunsmith
- How to identify a striker or hammer fired gun and why the difference is important
- How to determine the proper "length of pull" for your firearms
- The differences between American and European style stocks
- How to tell if you're stock is "cast-off, cast-on or neutral" ... and how this effects recoil
- Why your sight picture may change depending on your stock's pitch

- Barrel types, styles, and manufacturing
- Introduction to ballistics and how cartridges are designed
- A complete discussion of sights and scopes
- And much more we don't have room to list!!!

Plus ... you get The Complete Hobby Gunsmithing Reference Book!

This book is crammed full with reference information including a DVD index, troubleshooting tips, shop techniques, handy gunsmith tool blueprints as well as heat treating, ammunition, and decimal charts. A must have! This book includes:

- Master index for the DVDs
 - A 16-page "Troubleshooting Flow Chart" - Identify the malfunction then simply follow across the chart to learn the probable cause and appropriate corrective action.
- THIS IS PURE GOLD!**
- The exact blueprints for over 13 different custom gunsmithing tools that YOU can make
 - Metric and English ammunition designations and sizes chart
 - Full page of decimal equivalents - a handy reference for drill and tap sizes.
 - Heat-treating chart for hardening metals.
- PLUS More!!!

Receive a certificate of completion to display in your home or office upon passing test. Tools not included.

DVD#HOBBYCOURSE
\$797 plus s/h



THIS COURSE COVERS:



Tool recommendations



Efficient shop set up



Fitting Magazines



Bedding Techniques



Install Bead Sights



Grinding Screwdrivers




Chamber Casting



Swaging a Bore

Orders over \$100 = **FREE SHIPPING**



Receive a personalized certificate!

Be an AGI Certified Reloader!

Learn 'how-to' make hand loaded ammunition tailored specifically for YOUR needs.

This course is far more in depth than any other reloading course on the market. Renowned cartridge designer, gunsmith, and AGI instructor Fred Zeglin begins this course by addressing reloading from its most basic fundamentals. This allows the new reloader to begin the process almost immediately with confidence and safety. He goes further and introduces you to tools that increase the speed and quality of the reloading process. Popular tools offered by numerous manufacturers of reloading gear are demonstrated and explained. He also covers casting bullet techniques and advanced precision reloading for long range shooting.

Most people learn reloading strictly from a mechanical 'monkey see, monkey do' view point. In other words, nobody ever completely explains to them *WHY* operations are performed a certain way or *WHAT* value they have. **In this course Fred shows you, from a gunsmith's perspective, what is happening to the brass when fired and when it goes through the reloading process.** This information will make you a well informed reloader and if you're a gunsmith, will help aid in diagnosing problems with your clients' reloads and guns.

Accuracy is always the name of the game for any shooter. Fred talks about what makes a safe, accurate reload and shares simple tricks that will save you hours of trial and error at the reloading bench and range. Obviously, this translates into saving money on components as well.

IN THIS COURSE YOU WILL LEARN:

- History of reloading
- Reloading safety
- Choosing components
- Introduction to reloading tools
- What is really happening to the brass case
- How to make a load plan for safe, accurate loads
- Introduction to a wide range of reloading resources
- Use of the Lee Loader
- Portable reloading tools
- Basic case preparation
- Case trimming – advanced case preparation
- Case lubrication
- Step-by-Step reloading of rifle cases - single stage press
- Step-by-Step reloading of pistol cases on a single stage press
- Priming tools and correct seating of primers
- To crimp or not to crimp - dies and bullets
- Manual and electronic powder meters
- Use of multi-stage presses
- Powder scales

Orders over \$100 =
FREE SHIPPING

LIMITED QUANTITIES

This is included as a bonus in the Reloading Course!


- Introduction to progressive reloading
- Advanced reloading tools
- Introduction to bullet casting
- Alloying and casting lead ingots
- Hardness testing cast bullets
- Sizing and lubing cast bullets
- Step-by-step bullet casting – single/multi cavity molds
- Additional resources and suppliers
- Advanced reloading techniques by Darrell Holland

In this course Fred does something that only AGI instructors are able to do - put the gunsmith's understanding of the subject into the course. Any reloader whether novice, intermediate, or experienced will benefit from the clear explanations of the "How's and Why's" of reloading. The concepts of internal and external ballistics are dealt with in a way to aid the reloader in making smart choices; both in purchasing tools and in producing safe, quality ammunition with them.

Item#**CERTRELOAD** ~~\$497~~ plus s/h → **\$197**
This is an AGI certified course with testing and certification.

**Save \$300!
Get it for
ONLY \$197!**

**Save \$300!
ACT NOW!**



Squeeze the Maximum Performance out of your handloads

You can learn how to get every last bit of performance and accuracy out of your factory or custom rifle. Learn how to make hand loaded ammunition tailored specifically for long range shooting.

Riflesmith and competitive shooter Darrell Holland offers over an hour of step-by-step instruction in the manufacture of superior ammunition. Standard caliber and wildcat cartridges are discussed and reasons for using them explained. Components such as bullets, powder and primers are examined and selected, on the basis of the type of target and the distance where the performance will be best suited. A ton of information that will enhance your capabilities.

Jason Riggins, Pendleton, SC:

"This course was more than I expected. Very thorough, and covered firearms that are currently being sold as well as the old favorites. This was money well spent. The staff were great as well. They went over and above for me. Thank you AGI."

Brian Starr, Nampa, ID:

"Couldn't ask for more. The entire team was excellent. The training was thorough and equally "Spot On." The training I received will surely help me in my own personal endeavors to better understand my own individual armorer and gunsmithing experience in building my own firearms. I WILL increase my knowledge by utilizing AGI again. Thank you to everyone at AGI!"

More at: www.AgiReviews.com

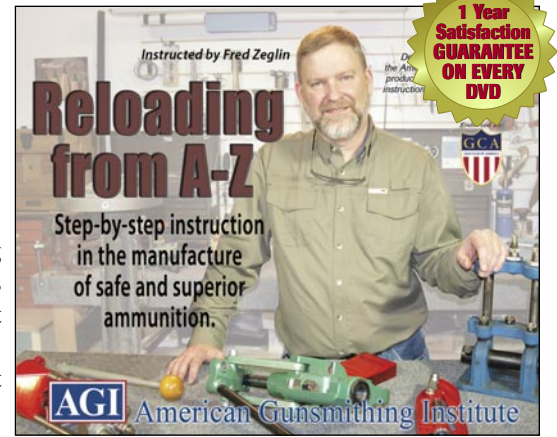
1-800-797-0867



www.AmericanGunsmith.com

You **MUST** enter or mention **OFFER CODE: WH23** to receive discounts!

You MUST mention/enter offer code: WH23 to receive discounts!





Over 1500 PEOPLE HAVE BECOME CERTIFIED
WHY NOT YOU?!

Qualify to Wear this Patch!

Even if you have never been a sworn officer.



Be a Certified Law Enforcement Armorer



Certified Law Enforcement Armorer's Course

This certified course covers all of the current commonly used law enforcement handguns, shotguns, and patrol rifles. After receiving hundreds of requests for a course that would meet the needs of sworn officers, individuals that work on law enforcement firearms, or those who would like to, we have incorporated the following AGI DVD Armorer's Courses along with testing and certification to create this exclusive Certified Course. **You do NOT need to be in law enforcement to take this course.**



"I was trained by three Master Gunsmiths and thought my training was fairly complete, but I was truly surprised at everything new I learned in this course. It is direct and fully explained. Your customer service is also very helpful and courteous."

Sincerely, David Myers, Humble, TX



Guns covered in detail include:



MP5 • Glock Pistols • Colt 1911 • S&W M&P • SIG Pistol • Springfield XD • Beretta 92
H&K USP • Ruger® Mini-14® • Ruger® Double Action Revolvers • S&W Revolvers • AR-15 Rifle
Remington 870 Shotguns • Mossberg 500 Series Shotguns • S&W Auto Pistols 1st, 2nd & 3rd Gen. • SIG P320



Each individual Armorer's Course video covers:

Complete disassembly and reassembly, detailed explanation of design, function and internal workings using a cutaway firearm, basic troubleshooting and repair at an armorer's level, AND . . . each course includes a printable schematic! To attend just one factory armorer school would cost you hundreds of dollars, plus days of time and travel expenses. This entire course is equal to attending 16 (fifteen!) factory schools - as many times as you want! PLUS you can watch and learn at home in your spare time. Your knowledge of these firearms and confidence in maintaining them will reach a new level. Course includes: 16 Armorer Course DVDs, testing, certification, and the Certified Law Enforcement Armorer's Patch.



Over 30
Hours of
Video
Instruction!

Course #LEACKITDVD

~~\$1,497~~ plus s/h

ONLY \$597

Save \$900!

Orders over \$100 = FREE SHIPPING



*No further discounts
can be applied*



DID YOU KNOW . . . You can view clips from any American Gunsmithing Course at www.AmericanGunsmith.com

FREE Webinar: "How to make an EXTRA \$1,000 to \$2,000 or more per month Gunsmithing part-time from home!"

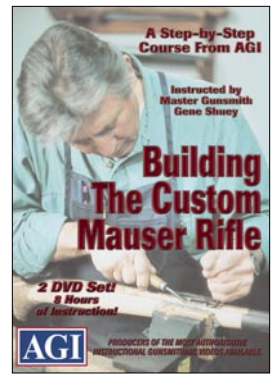
What would you do with an extra \$1,000 to \$2,000 per month? Find out how you can make this kind of extra money with almost no overhead, working from home, Gunsmithing. There is a huge demand for the services that will be revealed on this webcast. In this seminar, AGI President Gene Kelly lays out step-by-step the opportunities available and how to get your share of the action.

Sign up to watch this Free Webcast by going to: www.GunsmithingSeminar.com/1k

Build a custom rifle worthy of becoming a family heirloom!


You can do it with this step-by-step course! AGI Master Gunsmith Gene Shuey will show you each step, from removing old parts, to installing and headspacing a new barrel. In this epic production you will see a solid old military 98 transformed into a classic hunting rifle. We start with two identical guns and then go through every single conversion step in detail. Actions, triggers, barrels, stocks, mounts, slings, sights, and custom accessories are covered in extensive detail. Over seven (7) hours of detailed information! Over two years in development and production! First we provide you with a thorough discussion and identification of Mauser Actions. Then we teach you each of the following steps:

- Selecting Actions
- Removing The Old Hardware & Barrel From The Action Using A Barrel Vise
- Selecting Barrels, Considerations
- Installing, Reaming And Headspacing A Barrel
- Muzzle Brake Installation
- Custom Floor Plate Installation
- Bolt Handle Modifications
- Installing Sights And Soldering
- Selecting A Stock
- Inletting And Contouring The Stock
- Basic Checkering Concepts
- Stock Refinishing Concepts
- And Much, Much More . . .



DVD#3064 \$149.00 plus s/h

ONLY \$89 SAVE \$60



Build an accurate, reliable, customized military bolt action! FREE SHIPPING

This 5 hour course is designed to teach you how to super tune all the popular military bolt actions. AGI's Ken Brooks tells you which models are safe to build-up and which ones aren't, including which work best with magnum cartridges. This course focuses on tuning, strengthening, and accurizing the action for both reliability and function. Ken not only shows you HOW to perform each procedure, he also explains WHEN and WHY to do them. Dozens of custom modifications are shown; some for reliability, others for accuracy, and many for personal taste. We show you

how to perform procedures without expensive tooling and which tools are a "must have." DVD#3284 \$149.00 plus s/h

ONLY \$89

FREE MAUSER SEMINAR

Watch this FREE SEMINAR and learn exactly what goes into building a custom Mauser! Go to:

www.gunsmithingseminar.com/mauser/



Make your firearms look new by refinishing the stocks!

Duplicate the finish of the top gun makers by using AGI's step-by-step process. Master Gunsmith Gene Shuey teaches you how to remove dents, fix cracks, strip the old finish, preserve checkering and how to apply a new custom oil finish. The end result will be a beautiful finished stock you can be proud of. Guaranteed! This exclusive AGI video covers the process in detail, showing you how to strip off the old finish, fill or fix dents and scratches, how to sand and fill the grain, special techniques for getting the proper color stain and the proper way to apply and treat the finish. All of the simple tools and materials you will need are readily available and everything is explained in detail. If you properly follow the AGI method your rifle or shotgun will look like it was refinished by an expert. 120 min. DVD#SDSRVD \$69.95 plus s/h **Sale \$49**

RETAIL VALUE \$467 - FOR ONLY

\$247.00


Get all 3 courses above plus 2 more great courses at a fantastic price!

Save BIG when you buy the Mauser Package!


Get it all in the . . . Mauser Package!

AGI Master Gunsmiths Bob Dunlap, Gene Shuey and Ken Brooks pull out all the stops as they show you how to repair, tune, re-barrel, re-chamber and even build a complete custom Mauser hunting rifle from scratch using an old action. Detail action type identification is shown along with complete metal work, wood work, sights, barrels, and more!

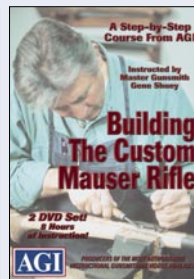
#BUNDLE24



#1434




#3284



#3064



#SDSRVD



#3244

OVER 18 HOURS OF INSTRUCTION!

1-800-797-0867



www.AmericanGunsmith.com

21

You **MUST** enter or mention **OFFER CODE: WH23** to receive discounts!

Become a Cerakote application expert!



NEW COURSE!

Cerakote Firearms for Fun and Profit!

NEW STEP-BY-STEP CERAHOTING COURSE!

Everything you need to know to Professionally Cerakote Firearms at home or in your gunsmithing shop.

This in demand finish could become a profit center for your Gunsmithing business or save you a lot of money when refinishing your own firearms.

Cerakote is a ceramic based finish that can be applied to metals, plastics, polymers and wood. The unique formulation used for Cerakote ceramic coating enhances a number of physical performance properties including abrasion/wear resistance, corrosion resistance, chemical resistance, impact strength, and hardness. It is an ideal finish for firearms and our new AGI Cerakote Application Course is a comprehensive training course *for Gunsmiths* covering every aspect of applying a Cerakote finish to firearms. This extensive course covers:

- workspace requirements
- preparing firearms for Cerakoting
- tools and equipment necessary
- selecting mixing, applying and curing the Cerakote
- set up and operation of equipment
- resources on tools, equipment, and supplies

Your instructor is Don Harden, an AGI trained Gunsmith with over 12 years experience in applying Cerakote to a wide variety of firearms. He guides you through the entire process from disassembly, preparation, application, to curing and final steps. He shows you exactly what to do, the best way to do it and explains why each step and technique is important. Throughout the course he shares tips, tricks and techniques he has learned from Cerakoting hundreds of different firearms.

Orders over \$100 = FREE SHIPPING

Whether you only want to cerakote your own firearms or if you are a gunsmith and want to add Cerakoting to the services you provide to greatly increase your profit margin - this course is for you. Every step is covered in detail. All aspects of the setup, choosing the workspace, lighting, air system, cleaning area, blast cabinet and all the dimensions and features you'll need in a spray booth and a curing oven are presented.

You will understand your Cerakote product options and when to use a particular one. You will learn proper mixing procedures, catalyst ratios, curing temperatures, and curing times. He demonstrates the special techniques you need to use when using the spray gun to apply the Cerakote. As you follow Don through the entire coating process from beginning to end on four different types of firearms, you will learn how to create a perfect finish.

Don imparts a massive amount of critical knowledge condensed into a fast paced 6½ hour video course. In addition he provides you with numerous practical tips and techniques you can use to produce top quality, professional grade results. When you have completed this course you'll truly have all the knowledge you need to begin applying Cerakote to firearms for yourself and others. Not only will they be beautiful and attract attention, they will also have the corrosion and wear resistance Cerakote provides so they will continue to look and function beautifully for many years to come.

You can charge \$200 - \$300 or more hundred for each gun you Cerakote!

AGI Cerakote Application Course on DVD #4044 \$2,497.00 plus s/h

Sale \$797

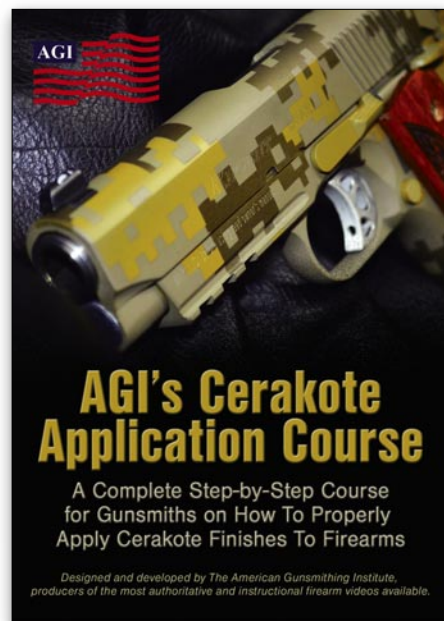
SAVE \$1,700!!

1-800-797-0867



www.AmericanGunsmith.com

You MUST enter or mention OFFER CODE: WH23 to receive discounts!



AGI Instructor Don Harden



Curing Oven



Applying a Stencil



Applying the 3rd Coat



FREE ARMORER'S COURSE OF YOUR CHOICE

WHEN YOU TEST DRIVE THE GCA | DETAILS BELOW

GET TWO MONTHS FOR THE PRICE OF ONE!
PLUS NEW MEMBER BONUSES!

THE ONLY PRIVATE COMMUNITY FOR HOBBYIST AND PROFESSIONAL GUNSMITHS




GET TWO MONTHS OF GCA SILVER+ LEVEL
MEMBERSHIP FOR THE PRICE OF ONE!
REGULARLY \$39.95/MONTH –

ONLY \$19.97/MONTH FOR THE FIRST TWO MONTHS!

PLUS!

CHOOSE ONE OF THESE
FREE ARMORER'S COURSES

ADDITIONAL
\$49.95
VALUE!



**TOTAL VALUE
OF OVER \$149!**

AND
GET A
GCA GUN
MAT TOO!

YOUR MEMBERSHIP BENEFITS:

- A NEW DISASSEMBLY & REASSEMBLY COURSE FOR A DIFFERENT FIREARM EACH MONTH!
- PLUS A LIBRARY OF OVER 200 MORE DISASSEMBLY REASSEMBLY COURSES
- GUNSMITHING BENCH TIPS & TRAINING VIDEOS
- EXCLUSIVE GUNSMITHING Q&A FORUMS
- SUPPORT FROM PROFESSIONAL GUNSMITHS
- MONTHLY GUNTECH PRINT MAGAZINE
- AND SO MUCH MORE!

DISCOUNT
APPLIED AT
CHECKOUT

START YOUR TEST DRIVE NOW:

GO TO WWW.JOINGCA.COM AND

USE CODE: WH23

OR SCAN THE QR CODE !

OR CALL 1-800-797-0867



SCAN ME

Discount applied when you join. Prorated to \$19.97/month for 2 months then \$39.95 per month thereafter. Offer applicable to New Silver Plus Members only! Call 1-800-797-0867 for more details



Again, our students have the last word on why we've been around 30 years . . .

John Moors, Las Vegas:

"If you have a passion for guns and like to work with your hands, there is no better job in the world then one that you enjoy. I wish I would have done this years ago."

Kurt Blackburn, Mesquite, NV:

"I have been very impressed with the level of instruction. The instructors do an incredible job. I have also done the 1911 pistol, Glock, AR15 Certifications and each of those instructors did an awesome job. Of course I have my favorites and Gene Shuey is my hero. I am so grateful for the course and look forward to upgrading to the Master level. Thanks again for an awesome job and courses."

Glade Ridd, Sandy, UT:

"I feel this is the best school out there. I took another school prior to AGI, and it was nowhere near how much I have learned with AGI. Learning design, function and repair has helped me feel comfortable repairing any gun that has come into my shop."

I always break out the videos and refresh myself with each gun I am working on. It is amazing how AGI has set up these courses. As you go along each course, it builds on the knowledge of how things function.

The other thing I love is GCA. Being able to get on and discuss things in "ask the pros" has helped so much.

There are so many members and instructors so willing to help out. I love this community!"

And here's more . . .

Can AGI courses really change your life?
Yes, they can! You can view numerous interviews with successful AGI students at
www.AGiReviews.com



351 Second Street
Napa, CA 94559
1-800-797-0867

Order today before these deals are gone!

MASSIVE

Warehouse Clearance Sale!

PRSR STD
U.S. POSTAGE
PAID
Permit No. 5584
St. Louis, MO

Offer Code:
WH23

Step-by-Step "How-to" Firearms Maintenance, Repair & Customizing Videos

- Limited Time Offers
- Overstock Price Cuts
- SPECIAL OFFERS!
- **HUGE** Discounts!
- Package Deals
- NEW OPPORTUNITIES!

ORDERS OVER \$100 = FREE SHIPPING!

SHOP NOW!
Offers end 11/30/2023



WHY A CLEARANCE SALE!

We are expanding AGI's Video Production Capabilities so we can produce more Gunsmithing Training Courses for you! This requires more room and equipment so...

WE MUST CLEAR OUT THE WAREHOUSE NOW!

That is why we are providing **ONLY YOU**, our Supporters of Firearms Freedoms with these **CRAZY DISCOUNTED DEALS**. **MASSIVE** limited offers sale, subject to inventory on hand!
GRAB YOURS NOW WHILE THEY ARE STILL AVAILABLE!

DON'T WAIT!
Order today before these deals are gone!

Call 1-800-797-0867 or go to:

www.AmericanGunsmith.com